



Detailed Kinetic Mechanism for the Oxidation of Ammonia Including the Formation and Reduction of Nitrogen Oxides

Krishna Prasad Shrestha, Lars Seidel, Thomas Zeuch, Fabian Mauss

► To cite this version:

Krishna Prasad Shrestha, Lars Seidel, Thomas Zeuch, Fabian Mauss. Detailed Kinetic Mechanism for the Oxidation of Ammonia Including the Formation and Reduction of Nitrogen Oxides. *Energy & Fuels*, American Chemical Society, 2018, 32 (10), pp.10202-10217. 10.1021/acs.energyfuels.8b01056 . hal-02629067

HAL Id: hal-02629067

<https://hal.archives-ouvertes.fr/hal-02629067>

Submitted on 27 Jul 2020

HAL is a multi-disciplinary open access archive for the deposit and dissemination of scientific research documents, whether they are published or not. The documents may come from teaching and research institutions in France or abroad, or from public or private research centers.

L'archive ouverte pluridisciplinaire **HAL**, est destinée au dépôt et à la diffusion de documents scientifiques de niveau recherche, publiés ou non, émanant des établissements d'enseignement et de recherche français ou étrangers, des laboratoires publics ou privés.

Detailed Kinetic Mechanism for the Oxidation of Ammonia Including the Formation and Reduction of Nitrogen Oxides

Krishna P. Shrestha¹, Lars Seidel^{3, *}, Thomas Zeuch² and Fabian Mauss¹

1 Thermodynamics and Thermal Process Engineering, Brandenburg University of Technology,
Siemens-Halske-Ring 8, 03046 Cottbus, Germany

2 Institut für Physikalische Chemie, Georg-August-Universität Göttingen, Tammannstraße 6,
37077 Göttingen, Germany

3 LOGE Deutschland GmbH, Burger Chaussee 25, 03044 Cottbus, Germany

Published in *Energy Fuels* 2018, 32, 10, 10202–10217

<https://doi.org/10.1021/acs.energyfuels.8b01056>

Abstract

This work introduces a newly developed reaction mechanism for the oxidation of ammonia in freely propagating and burner stabilized premixed flames as well as in shock tubes, jet stirred reactors and plug flow reactors experiments. The paper mainly focuses on pure ammonia and ammonia-hydrogen fuel blends. The reaction mechanism also considers the formation of nitrogen oxides, as well as the reduction of nitrogen oxides depending on the conditions of the surrounding gas phase. Doping of the fuel blend with NO_2 can result in acceleration of H_2 autoignition via the reaction $\text{NO}_2 + \text{HO}_2 \rightleftharpoons \text{HONO} + \text{O}_2$ followed by the thermal decomposition of HONO, or in deceleration of H_2 oxidation via $\text{NO}_2 + \text{OH} \rightleftharpoons \text{NO} + \text{HO}_2$. The concentration of HO_2 is decisive for the active reaction pathway. The formation of NO in burner stabilized premixed flames is shown to demonstrate the capability of the mechanism to be integrated into a mechanism for hydrocarbon oxidation.

1. Introduction

Clean, reliable and renewable fuels are important for future power systems. Alternative fuels for power generation and internal combustion engines of various transportation systems have recently been intensely discussed. Hydrogen has attracted attention as a carbon free transportation fuel with zero-CO₂ emissions. It can be produced in an electrolytic process from overpower of alternative energy sources, i.e. wind or solar power. Its low energy density and its limited storage capabilities are still barriers for a market launch of hydrogen fueled vehicles. Alternatively, Hydrogen is discussed as a reactant for catalytic carbonization processes leading from CO₂ to methane or methanol.

For any hydrogen-atom containing fuel the hydrogen-oxygen chemistry plays a fundamental role. Hydrogen is not only an important fuel, but the chemical kinetics involving H, O, OH, HO₂, H₂O and H₂O₂ also determine the radical pool in hydrocarbon reaction systems¹. Reactions from this sub-mechanism show the highest sensitivity in almost all hydrocarbon oxidation systems.

Investigations of alternative fuels aim at decreasing the usage of fossil fuels at reasonable transportation costs. Ammonia was considered until the 1960s and recently gained attention again. It is also known as one key species in the de-NO_x process²⁻⁵, which can be applied in a narrow temperature window within the combustion chamber or in a catalytic aftertreatment system. Ammonia is recognized as a carbon free fuel and as a hydrogen carrier or storage compound^{6,7} with a high content of hydrogen atoms per unit volume. Ammonia is catalytically produced from nitrogen and hydrogen. Although the industrial process technology has been steadily improved over the years, it still compares to the process developed by Haber and Bosch in the early 20th century: $\text{N}_2(\text{g}) + 3 \text{H}_2(\text{g}) \rightarrow 2 \text{NH}_3(\text{g})$ ($\Delta H^0_{298} = -92.2 \text{ kJ/mole}$). As hydrogen still must be produced to obtain ammonia in large quantities, ammonia can be seen as an additional hydrogen energy

vector. The industrial ammonia production process is highly optimized and hard to improve and it is unclear as to whether catalytic carbonization processes can become significantly more efficient in future.

Ammonia is carbon-free and can potentially be burned in an environmentally benign way, exhausting water, nitrogen and nitrogen oxides as only emissions. However, the combustion of ammonia as a fuel in internal combustion engines also has several drawbacks ⁸; i.e. low laminar flame speed, high auto-ignition temperature, high heat of vaporization, narrow flammability limits (16-25 % by volume in air) and high toxicity. It is therefore considered as a dual fuel component. This was demonstrated in modified spark-ignition (SI) and compression-ignition (CI) engines at research ^{9,10} or prototype level ¹¹. Depending on the combustion process ammonia can either lead to reduced or increased NO_x emissions.

To support the engine development process by simulations, detailed mechanisms for the oxidation of ammonia including the formation and the reduction of NO_x are needed. Previous studies ^{12–17} have reported on the development of detailed chemical mechanisms for the NH₃/NO_x system. However the parameter ranges for the validation of these mechanisms was limited due to the lack of experimental data. For example, Mathieu et al. ¹⁷ compared the predictions of nine different mechanisms from the literature against their measured data from shock tube experiments and concluded that further model improvements are needed for spanning the experimentally explored range of conditions. Other authors came to similar conclusions: Hayakawa et al. ¹⁸, for the prediction of laminar flame speeds of ammonia/air blends in a constant volume cylindrical combustion chamber under elevated pressure conditions; Xiao et al. ¹⁹ for the prediction of NH₃/H₂ laminar flame speeds from Li et al. ²⁰ and NH₃ ignition delay times from shock tube experiments ¹⁷. Recently, Zhang et al. ²¹ developed a detailed kinetic mechanism for the H₂/NO_x and

Syngas/ NO_x systems. They demonstrated the sensitivity of the thermochemistry on the prediction of shock tube ignition delay times, species concentrations in a jet stirred reactor (JSR) and a flow reactor (FR). However, their study does not include NH_3 containing fuel blends.

This situation calls for the development of a detailed kinetic $\text{H}_2/\text{CO}/\text{C}_1/\text{NH}_3/\text{NO}_x$ model with a significantly extended validation target range, which is the objective of the present work. To this end the here derived model is critically tested taking into account laminar flame speeds, ignition delay times, speciation in jet stirred reactors (JSR), in plug flow reactors (PFR) and in burner stabilized flames (BSF). The compilation strategy for our new “nested” mechanism is along the lines we have established for C1-C8 hydrocarbon fuels in the past fifteen years (e.g.²²⁻²⁷). The idea is to merge existing, well tested models and adapt the resulting mechanism to simulations comprising a much broader target range than all previous studies. For the identified elementary reaction steps with highly sensitive kinetic data the increased simulation constraints by the augmented target range allow for a more consistent choice of kinetic parameters within the plausible margins. The virtues of our nested mechanism approach were very recently discussed by Westbrook and co-workers in a review type paper on the development and improvement of kinetic models from the beginnings in the 1970ies to present applications in engine simulations²⁸.

In this paper we concentrate on the $\text{H}_2/\text{NH}_3/\text{NO}_x$ model, and limit the demonstration of the C_1 system to one illustrative experiment by Lamoureux et al.¹⁶. A wider range of experiments is shown in the supporting information, together with the detailed reaction mechanisms used in this work.

2. Development of the kinetic model

The development of the model is discussed here in three subsections. To keep the paper easy to read we focus on the new aspects of the here derived model and refer to the literature where similar compilations for sub-mechanisms exist. In the first subsection the H₂/CO sub-model is only briefly described. Here the kinetic data is mainly taken from existing databases. The subsection on the NH₃/NO_x sub-model introduces a newly merged model and explains the choice of kinetic data from the available references. Here the kinetic data for several highly sensitive reactions were discussed in more detail. The C₁/NO_x mechanisms is literature based and selectively augmented for H₂/NO_x/C₁ cross reactions.

2.1 H₂/CO kinetic model: The detailed chemical kinetic mechanism of H₂ and CO is mostly based on the recommendations of Baulch et al.²⁹ and the uncertainty boundaries proposed by the authors. We refer Baulch et al.²⁹ because it is a comprehensive source, which provides a detailed discussion of uncertainties for the compiled reaction rate constants. Elementary reactions which were not available from²⁹, or which cannot be expressed in the standard Chemkin format are adopted from other publications^{30–33}. The H₂/CO kinetic model is validated against experimental data from literature which include 87 sets of laminar flame speed, 39 sets of ignition delay times from shock tubes, 16 sets species concentrations in JSRs, 27 sets of species concentrations in PFRs, 8 sets of species concentrations in BSF and 4 sets of species concentrations in shock tube experiments. The choice of kinetic data in the resulting mechanism and its performance is similar to other publications of this decade^{33–43}. The detailed mechanism for the H₂/CO model is provided in supporting information of this work. The full set of validation calculations is found on⁴⁴.

2.2 NH₃/NO_x kinetic model: The starting point of the NO formation and reduction mechanism was the development by Lamoureux et al.¹⁶. Though they validated their model against own data

and a large set of experimental data from literature, they did not consider experiments dedicated to ammonia in their model development. We therefore do not demonstrate any extensive comparison of predictions of the model used in this work and the original model from ¹⁶. However to underline why the model update is necessary we will show an ammonia-air laminar flame speed comparison between Lamoureux et al.¹⁶ and the present work. To match the large set of experimental data published in the literature the complete NO_x sub mechanism needed to be revised and updated very carefully.

Moreover we included additional nine nitrogen containing species – N₂H₃, N₂H₄, H₂NN, HNOH, NH₂OH, HNO₂, HONO₂, NO₃ and HNO₃ – and their respective sub-mechanisms. The importance of the inclusion of the N₂H_x chemistry in NO_x modelling is shown by Allen et al.⁴⁵ in their experimental and numerical work on the oxidation of H₂/N₂O mixtures in a flow reactor. The inclusion of these sub-mechanisms has made updates in the original mechanism necessary. Most of the published models in literature are dedicated to particular fuels or mixtures of interest for a limited range of conditions. The novelty of the present model comes from the ability to comprehensively address the pure fuels (H₂, H₂/CO, NH₃, CH₄, CH₃OH, CH₂O) and mixtures at the same time for a large set of experimental conditions. Sub-mechanism of NH₃, NH, NH₂, N₂H₂, NO, NO₂, N₂O etc. which were already present in initial mechanism from ¹⁶ were also updated. The reactions presented in Table 1 have been identified as highly important for the here presented model and its performance.

Table 1: List of important reaction identified in H/N/O scheme. Units are cm, mol, s, cal

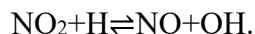
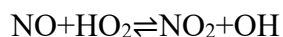
Reactions	A	n	Ea	References
$\text{NH}_3(+\text{M}) \rightleftharpoons \text{NH}_2+\text{H}(+\text{M})$	9.000E+16	-0.39	1.103E+05	Baulch et al. ²⁹
Low pressure limit	2.000E+16	0.00	9.315E+04	
TROE	/ 0.42 4581.0 102.0 1.0E+14/			
Third body efficiency	$\text{H}_2/1.0/\text{H}_2\text{O}/6.40/\text{CO}_2/1.50/\text{O}_2/0.45/\text{N}_2/0.40/\text{AR}/0.35/\text{HE}/0.35/\text{CO}/0.75/\text{CH}_4/3.0/\text{C}_2\text{H}_6/3.0/$			Griffiths and Barnard ⁴⁶
$\text{NH}_3(+\text{M}) \rightleftharpoons \text{NH}+\text{H}_2(+\text{M})$	7.000E+15	-0.39	1.103E+05	Baulch et al. ²⁹
Low pressure limit	4.665E+14	0.00	9.315E+04	
TROE	/ 0.42 4581.0 102.0 1.0E+14/			
Third body efficiency	$\text{H}_2/1.0/\text{H}_2\text{O}/6.40/\text{CO}_2/1.50/\text{O}_2/0.45/\text{N}_2/0.40/\text{AR}/0.35/\text{HE}/0.35/\text{CO}/0.75/\text{CH}_4/3.0/\text{C}_2\text{H}_6/3.0/$			Griffiths and Barnard ⁴⁶
$\text{NH}_3+\text{NH}_2 \rightleftharpoons \text{N}_2\text{H}_3+\text{H}_2$	1.000E+11	0.50	2.160E+04	Coppens et al. ⁴⁷
$\text{NH}_3+\text{H} \rightleftharpoons \text{NH}_2+\text{H}_2$	6.360E+05	2.39	1.017E+04	Klaus ⁴⁸
$\text{NH}_3+\text{OH} \rightleftharpoons \text{NH}_2+\text{H}_2\text{O}$	2.040E+06	2.04	5.660E+02	Klaus ⁴⁸
$\text{NNH} \rightleftharpoons \text{N}_2+\text{H}$	6.500E+07	0.00	0.000E+00	Miller and Glarborg ³
$\text{NNH}+\text{NO} \rightleftharpoons \text{N}_2+\text{HNO}$	5.000E+13	0.00	0.000E+00	Klippenstein et al. ⁴⁹
$\text{NH}_2+\text{H} \rightleftharpoons \text{NH}+\text{H}_2$	7.300E+13	0.00	5.000E+03	Baulch et al. ²⁹
$\text{NH}_2+\text{NO} \rightleftharpoons \text{NNH}+\text{OH}$	3.800E+10	0.425	-8.140E+02	1.65*Miller and Glarborg ³
$\text{NH}_2+\text{NO} \rightleftharpoons \text{N}_2+\text{H}_2\text{O}$	2.800E+20	-2.70	1.258E+03	Miller and Glarborg ³
$\text{NH}_2+\text{NO} \rightleftharpoons \text{N}_2\text{O}+\text{H}_2$	1.000E+13	0.00	3.370E+04	Duynslaegher et al. ¹⁴
$\text{NH}_2+\text{NO}_2 \rightleftharpoons \text{N}_2\text{O}+\text{H}_2\text{O}$	1.600E+16	-1.40	2.680E+02	Park and Lin ⁵⁰
$\text{NH}_2+\text{NO}_2 \rightleftharpoons \text{H}_2\text{NO}+\text{NO}$	6.500E+16	-1.40	2.680E+02	Park and Lin ⁵⁰
$\text{NH}+\text{H} \rightleftharpoons \text{N}+\text{H}_2$	2.011E+13	0.00	0.000E+00	0.67*Baulch et al. ²⁹
$\text{NH}+\text{O} \rightleftharpoons \text{NO}+\text{H}$	5.000E+13	0.00	0.000E+00	Klaus ⁴⁸
$\text{NH}+\text{O}=\text{N}+\text{OH}$	3.000E+12	0.00	0.000E+00	0.5* Duynslaegher et al. ¹⁴
$\text{NH}+\text{O}_2 \rightleftharpoons \text{NO}+\text{OH}$	1.300E+06	1.50	1.000E+02	Klippenstein et al. ⁴⁹
$\text{NH}+\text{O}_2 \rightleftharpoons \text{HNO}+\text{O}$	4.600E+05	2.00	6.500E+03	Klippenstein et al. ⁴⁹
$\text{N}_2\text{H}_2+\text{M} \rightleftharpoons \text{NNH}+\text{H}+\text{M}$	1.900E+27	-3.05	6.610E+04	Skreiberg et al. ⁵¹
$\text{NH}_2+\text{NH} \rightleftharpoons \text{N}_2\text{H}_2+\text{H}$	4.300E+14	-0.272	-7.700E+01	Klippenstein et al. ⁵²
$\text{NH}_2+\text{NH}_2 \rightleftharpoons \text{N}_2\text{H}_2+\text{H}_2$	4.000E+13	0.00	1.184E+04	Klaus ⁴⁸
$\text{N}_2\text{H}_2+\text{M} \rightleftharpoons \text{NH}_2+\text{NH}+\text{M}$	5.000E+16	0.00	6.000E+04	Coppens et al. ⁴⁷
$\text{NH}_2+\text{NH}_2 (+\text{M}) \rightleftharpoons \text{N}_2\text{H}_4(+\text{M})$	5.600E+14	-0.414	6.600E+01	Klippenstein et al. ⁵²
Low pressure limit	1.600E+34	-5.49	1.987E+03	
TROE	/0.31 1.0E-30 1.0E+30 1.0E+30/			
$\text{NO}+\text{H}(+\text{M}) \rightleftharpoons \text{HNO}(+\text{M})$	1.520E+15	-0.41	0.000E+00	Rasmussen et al. ⁵³
Low pressure limit	2.400E+14	0.206	-1.550E+03	
TROE	/0.82 1.0E-30 1.0E+30 1.0E+30 /			
$\text{HNO}+\text{H} \rightleftharpoons \text{NO}+\text{H}_2$	4.400E+11	0.72	6.500E+02	Skreiberg et al. ⁵¹
$\text{HNO}+\text{OH} \rightleftharpoons \text{NO}+\text{H}_2\text{O}$	3.600E+13	0.00	0.000E+00	Skreiberg et al. ⁵¹
$\text{NO}+\text{OH}(+\text{M}) \rightleftharpoons \text{HONO}(+\text{M})$	1.100E+14	-0.30	0.000E+00	Rasmussen et al. ⁵³
Low pressure limit	3.392E+23	-2.51	0.000E+00	
TROE	/0.75 1.0E-30 1.0E+30 1.0E+30/			
$\text{HONO}+\text{OH} \rightleftharpoons \text{NO}_2+\text{H}_2\text{O}$	1.700E+12	0.00	-5.200E+02	Rasmussen et al. ⁵³
$\text{HONO}+\text{H} \rightleftharpoons \text{HNO}+\text{OH}$	5.600E+10	0.90	5.000E+03	Skreiberg et al. ⁵¹
$\text{NO}+\text{HO}_2 \rightleftharpoons \text{NO}_2+\text{OH}$	2.100E+12	0.00	-4.800E+02	Baulch et al. 2005 ²⁹
$\text{NO}_2+\text{H} \rightleftharpoons \text{NO}+\text{OH}$	2.500E+14	0.00	6.760E+02	0.5*Baulch et al. ²⁹

NO+O(+M) \rightleftharpoons NO ₂ (+M)	2.950E+14	-0.40	0.000E+00	Baulch et al. 2005 ²⁹
Low pressure limit	3.336E+20	-1.60	0.000E+00	
TROE	/0.80 1.0E-30 1.0E+30 1.0E+30/			
Third body efficiency	H ₂ /1.0/H ₂ O/6.40/CO ₂ /1.50/O ₂ /0.45/N ₂ /0.40/AR/0.35/HE/0.35/CO/0.75/CH ₄ /3.0/C ₂ H ₆ /3.0/			Griffiths and Barnard ⁴⁶
NO ₂ +HO ₂ \rightleftharpoons HONO+O ₂	1.910E+00	3.32	3.044E+03	Rasmussen et al. ⁵³
NO ₂ +H ₂ \rightleftharpoons HONO+H	1.300E+04	2.76	2.977E+04	Rasmussen et al. ⁵³
N ₂ O(+M) \rightleftharpoons N ₂ +O(+M)	1.300E+12	0.00	6.257E+04	Röhrig et al. ⁵⁴
Low pressure limit	4.00E+14	0.00	5.660E+04	
Third body efficiency	N ₂ / 1.7/ O ₂ / 1.4/ CO ₂ / 3.0 / H ₂ O / 12.0/			
N ₂ O+H \rightleftharpoons N ₂ +OH	2.530E+10	0.00	4.550E+03	Powell et al. ⁵⁵
DUPLICATE				
N ₂ O+H \rightleftharpoons N ₂ +OH	5.000E+14	0.00	1.810E+04	
DUPLICATE				
N ₂ O+H \rightleftharpoons N ₂ +OH*	1.600E+14	0.00	5.030E+04	Hidaka et al. ⁵⁶
NO ₂ +HO ₂ \rightleftharpoons HONO+O ₂	1.910E+00	3.32	3.044E+03	Rasmussen et al. ⁵³
NO ₂ +HO ₂ \rightleftharpoons HNO ₂ +O ₂	1.850E+01	3.26	4.983E+03	Rasmussen et al. ⁵³
HNO ₂ (+M) \rightleftharpoons HONO(+M)	2.500E+14	0.00	3.230E+04	Rasmussen et al. ⁵³
Low pressure limit	3.100E+18	0.00	3.150E+04	
TROE	/1.149 1E-30 3.125E+03 1E+30 /			

The thermal NO_x formation is given by the Zeldovich mechanism ⁵⁷. The rate parameters of these reactions are adopted from the recommendation of Baulch et al. ²⁹ and optimized within the uncertainty limits provided by the authors to best match experimental data from the literature. A detailed description of other sub-mechanisms which are included in the NH₃/NO_x scheme and the adaptation of the rate parameters are briefly explained below highlighting the important reactions and their kinetics. We follow the kinetic models from Skreiberg et al. ⁵¹, Klippenstein et al. ^{49,52}, Miller and Glarborg ³, Glarborg et al. ^{58,59}, Klaus ⁴⁸, Allen et al. ¹², Coppens et al. ⁴⁷, Mathieu et al. ¹⁷, Mendiara and Glarborg ⁶⁰, Powell et al. ⁵⁵, Duynslaegher et al. ¹⁴ and Rasmussen et al. ⁵³ and sources cited therein.

NO₂ sub-mechanism:

NO₂ kinetics is one of the most important sub-mechanisms in almost all of the cases studied here, which are ignition delay times in shock tube experiments, speciation in flow reactors and jet stirred reactor studies on the H₂/O₂/NO_x and C₁/NO_x systems. The reactions are very important and highly sensitive in the interconversion process of NO \leftrightarrow NO₂ which is discussed in the results and discussion part of this paper (speciation in JSR and PFR). Reactions involving NO₂ are also sensitive on ignition delay time predictions, which is apparent from the sensitivity analysis in Figure 4. Reactions particularly important in the formation/consumption of NO₂ are:



In this study, rate parameters for these two reactions are adopted from Baulch et al.²⁹. The importance of these two reactions in promoting the reactivity of the system by forming OH radicals has been discussed in many studies^{53,61–64}. In this work the rate constant of the NO₂+H \rightleftharpoons NO+OH reaction has been decreased by 50% to best match the wide range of experimental data taken into consideration which is within the uncertainty proposed by Baulch et al.²⁹.

For lean and high pressure conditions NO₂ can also be formed via the reaction NO+O(+M) \rightleftharpoons NO₂(+M); the rate parameters of this reaction are taken from the recommendation of Baulch et al.²⁹ in the temperature range of 200-2000 K. The rate constant of the reaction NO₂+O \rightleftharpoons NO+O₂ is adopted from experimental work of Bemand et al.⁶⁵ who performed direct measurements in the temperature range of 298-1055 K. The suggested rate is consistent with the experimental studies by Estupiñán et al.⁶⁶, Avallone⁶⁷ and the theoretical study of Shiekh et al.⁶⁸. Another reaction, which is important under typical combustion conditions, is NO₂+HO₂ \rightleftharpoons HONO/HNO₂+O₂. Glarborg et al.⁶⁹ in their formaldehyde-NO_x interaction study pointed out that the reaction

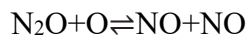
$\text{NO}_2 + \text{HO}_2 \rightleftharpoons \text{HONO} + \text{O}_2$ competes for the HO_2 radical with the reaction $\text{HO}_2 + \text{OH} \rightleftharpoons \text{H}_2\text{O} + \text{O}_2$. Also in the shock tube study of Mathieu et al.⁶³ on the $\text{H}_2/\text{O}_2/\text{NO}_2/\text{Ar}$ system $\text{NO}_2 + \text{HO}_2 \rightleftharpoons \text{HONO} + \text{O}_2$ is significant in the sensitivity analysis when 100 ppm and 400 ppm of NO_2 are present in the initial mixture. Rasmussen et al.⁵³ performed a theoretical study on ($\text{NO}_2 + \text{HO}_2 \rightleftharpoons \text{HONO} + \text{O}_2$, $\text{NO}_2 + \text{HO}_2 \rightleftharpoons \text{HNO}_2 + \text{O}_2$, $\text{NO}_2 + \text{H}_2 \rightleftharpoons \text{HNO}_2 + \text{H}$, $\text{HNO}_2(+\text{M}) \rightleftharpoons \text{HONO} (+\text{M})$, $\text{HNO}_2 + \text{OH} \rightleftharpoons \text{NO}_2 + \text{H}_2\text{O}$) and confirmed that the HNO_2 isomer HONO , is formed the via same reaction channel. They further discussed that HNO_2 may act as an OH sink through the reaction $\text{HNO}_2 + \text{OH} \rightleftharpoons \text{NO}_2 + \text{H}_2\text{O}$ inhibiting the system reactivity. Furthermore it may isomerize to HONO and decompose to NO and OH . The latter case is confirmed by the simulation results in our present study. Therefore we have adopted the rate parameters from the work of Rasmussen et al.⁵³. The direct reaction of NO_2 with H_2 has two routes forming $\text{HONO} + \text{H}/\text{HNO}_2 + \text{H}$ which was proposed in ⁵³. The reaction $\text{NO}_2 + \text{H}_2 \rightleftharpoons \text{HONO} + \text{H}$ appeared in the sensitivity analysis for the ignition delay time in the work of Mathieu et al.⁶³ and also in this work (see Figure 4). The rate constants of these reactions ($\text{NO}_2 + \text{H}_2 = \text{HONO} + \text{H}/\text{HNO}_2 + \text{H}$) are also adopted from Rasmussen et al.⁵³.

N_2O sub-mechanism:

N_2O is an important intermediate in the thermal DeNO_x process⁷⁰ which is mainly formed through the amine radical $\text{NH} + \text{NO} \rightleftharpoons \text{N}_2\text{O} + \text{H}$. Another potential route for N_2O formation is $\text{NH}_2 + \text{NO}_2 \rightleftharpoons \text{N}_2\text{O} + \text{H}_2\text{O}$. N_2O can also work as an oxidizing agent^{56,71–74} which dissociates to produce O atoms *via* $\text{N}_2\text{O} + \text{M} \rightleftharpoons \text{N}_2 + \text{O} + \text{M}$. The backward of this reaction becomes significant under lean and high pressure conditions, and opens an alternative pathway to NO formation. Atomic oxygen further takes part in the chain branching step $\text{H}_2 + \text{O} \rightleftharpoons \text{H} + \text{OH}$ increasing the radical pool. The reaction ($\text{N}_2\text{O} + \text{M} \rightleftharpoons \text{N}_2 + \text{O} + \text{M}$) is also one of the channels consuming N_2O in the thermal DeNO_x process⁷⁰. We have adopted the rate constant of this reaction from the work of

Röhrig et al.⁵⁴ who studied the pressure dependence of the thermal decomposition of N₂O in shock tube experiments in the pressure range of 0.3-450 atm and at temperatures ranging from 1570-3100 K. The reaction $\text{N}_2\text{O} + \text{H} \rightleftharpoons \text{N}_2 + \text{OH}$ is another important reaction in the N₂O chemistry. This reaction competes with the reaction $\text{N}_2\text{O} + \text{H} \rightleftharpoons \text{NH} + \text{NO}$ for the consumption of H atoms. Powell et al.⁷² studied the laminar flame speeds of H₂/N₂O and C₁-C₃/N₂O mixtures. They adopted the kinetic scheme of Allen et al. 1998⁴⁵ to perform an accompanying numerical study. Here they modified the rate parameter of $\text{N}_2\text{O} + \text{H} \rightleftharpoons \text{N}_2 + \text{OH}$ for a better match with their measurements. In their subsequent study Powell et al.⁵⁵ performed a kinetic model evaluation on a large set of published experimental data (ignition delay times obtained in shock tubes, speciation in a burner stabilized flame, speciation in a flow reactor) and their own previous work (laminar flame speeds) with a large fraction of N₂O in the reactant mixture. They found the reaction $\text{N}_2\text{O} + \text{H} \rightleftharpoons \text{N}_2 + \text{OH}$ as one of the most important and sensitive reactions for accurately predicting the wide set of experimental data which they considered. Powell et al.⁵⁵ modified their previous rate parameters⁷² to best match the range of experimental data taken into consideration. In our present study we have adopted the rate parameters for the reaction ($\text{N}_2\text{O} + \text{H} \rightleftharpoons \text{N}_2 + \text{OH}$) from the work of Powell et al.⁵⁵ and this rate constant value is within the uncertainty of a factor 2 of the rate constant recommended by Baulch et al.²⁹. We also find this reaction to be highly sensitive in predicting the H₂/N₂O laminar flame speed (Figure S2), ignition delay times (Figure S5 and Figure S7) and predicting the speciation in a burner stabilized flame (Figure S23).

Other reactions in the N₂O sub-scheme which are of particular interest are the reactions of N₂O with O atoms:





In a burner stabilized flame (Figure 10) where N_2O is present in the reactant mixture as an oxidizing agent the NO formation is mainly controlled by the branching ratio between these two reactions. In our present work we have adopted the rate constants of these reactions from the recommendation of Baulch et al.²⁹. The O atom of N_2O can be abstracted when reacting with OH and NO to form $\text{N}_2 + \text{HO}_2$ and $\text{NO}_2 + \text{N}_2$. Rate parameters of these reactions are adopted following the suggestion of Mebel et al.⁷⁵, who calculated rate constants using ab initio transition state theory. The rate constant of the reaction $\text{N}_2\text{O} + \text{N} \rightleftharpoons \text{N}_2 + \text{NO}$ is taken from Mathieu et al.¹⁷. Mevel et al.⁷⁶ and Mathieu et al.^{17,77} suggested that inclusion of the excited hydroxyl radical (OH^*) in the mechanism, particularly for the reaction $\text{N}_2\text{O} + \text{H} \rightleftharpoons \text{N}_2 + \text{OH}^*$, improves predictions for the calculated ignition delay times compared to using the ground state OH radical. Mevel et al.⁷⁶ and Mathieu et al.¹⁷ compared their experimentally determined OH^* profile with the numerically predicted OH^* formation profile and found a good agreement. They also showed the difference when using the ground state OH profile. Following their suggestion we included this reaction ($\text{N}_2\text{O} + \text{H} \rightleftharpoons \text{N}_2 + \text{OH}^*$) in our scheme adopting the rate parameter from the experimental work of Hidaka et al.⁵⁶ who performed a OH^* chemiluminescence study in $\text{N}_2\text{O}/\text{H}_2/\text{Ar}$ mixtures in a shock tube at 2 atm.

NO_3 sub-mechanism:

The only NO_3 formation routes are *via* reactions $\text{NO}_2 + \text{O}(+M) \rightleftharpoons \text{NO}_3$ and $\text{NO}_2 + \text{NO}_2 \rightleftharpoons \text{NO}_3 + \text{NO}$. In our present study the inclusion or exclusion of the NO_3 reaction scheme does not have any significant effect on predicted ignition delay times, speciation in flow a reactor and a jet stirred reactor for the $\text{H}_2/\text{O}_2/\text{NO}_x$ system. However, this subset is included for the sake of completeness of the kinetic scheme. The NO_3 reaction sub-mechanism is adopted from the model of Mendiara

and Glarborg⁶⁰ who studied the effect of CO₂ concentration on the ammonia oxidation during oxy-fuel combustion of methane in a flow reactor at atmospheric pressure and temperatures ranging from 973-1773 K. Additionally the reactions $\text{NO}_3 + \text{NO}_3 \rightleftharpoons \text{NO}_2 + \text{NO}_2 + \text{O}_2$ and $\text{NO}_3 + \text{HO}_2 \rightleftharpoons \text{HNO}_3 + \text{O}_2$, not considered by Mendiara and Glarborg⁶⁰, were included in our present work. The rate parameters of these two addition reactions were adopted from Coppens et al.⁴⁷ who measured the laminar burning velocity of CH₄/H₂/O₂/N₂ mixtures at varying H₂ fractions in a heat flux burner and NO formation in the studied flames.

HNO₃ sub-mechanism:

In the flow analysis for the H₂/O₂/NO_x system in jet stirred and flow reactors we observe that a small amount of HNO₃ is formed *via* the reaction $\text{NO} + \text{HO}_2 + \text{M} \rightleftharpoons \text{HNO}_3 + \text{M}$. The formed HNO₃ dissociates to NO₂ and OH *via* the reaction $\text{NO}_2 + \text{OH} (+\text{M}) \rightleftharpoons \text{HNO}_3 (+\text{M})$ which participates in the NO/NO₂ interconversion process. Other reaction channels that are involved in HNO₃ consumption are the reactions with H, OH and NH₂ radicals. The complete HNO₃ reaction scheme is adopted from the kinetic model of Coppens et al.⁴⁷.

NH₃ sub-mechanism:

The thermal decomposition of NH₃ features two product channels forming NH₂ and H radicals as the major route and NH and H₂ as the minor pathway. The rate parameters have been adopted from the compilation of Baulch et al.²⁹. In our scheme we have introduced the pressure dependent rate parameters for the thermal decomposition reaction of NH₃ in the TROE format which is not included in other published models^{15,17,47,49,78,79}. Hydrogen abstraction from NH₃ occurs in reactions with H, O, OH and HO₂ radicals mainly forming the NH₂ radical. The $\text{NH}_3 + \text{H}/\text{OH} \rightleftharpoons \text{NH}_2 + \text{H}_2/\text{O}$ reaction rate parameters are adopted from the modeling work of Klaus

1997⁴⁸ who performed a detailed kinetic modeling study of NO_x formation in a burner stabilized flame for NH₃ and C₁-C₄ hydrocarbons. The NH₃+O \rightleftharpoons NH₂+OH rate parameters are adopted from Baulch et al.²⁹. Kinetic data for the NH₃+HO₂ \rightleftharpoons NH₂+H₂O₂ reaction rate are taken from the kinetic model of Skreiberg et al.⁵¹ who performed kinetic study of ammonia oxidation in a flow reactor based on experiments by Hasegawa and Sato⁸⁰. The reaction NH₃+NH₂ \rightleftharpoons N₂H₃+H₂ and its kinetic data are adopted from the model of Coppens et al.⁴⁷.

NH₂ sub-mechanism:

This sub-mechanism is an important part of the DeNO_x process where NH₃ is used as reducing agent. The reaction rate for hydrogen abstraction from NH₂ *via* H atoms, which forms NH and H₂, is adopted from Baulch et al.²⁹. The rate constant of this reaction (NH₂+H \rightleftharpoons NH+H₂) is decreased by 12 % to better predict the ammonia flame speed, which is within the given uncertainty range. The reaction of NH₂ with O atoms has three product channels (HNO+H/NH+OH/NO+H₂) whose rate parameters are adopted from the kinetic model of Klaus 1997⁴⁸. The rate constant of NH₂+OH \rightleftharpoons NH+H₂O is also taken from the modeling work of Klaus 1997⁴⁸. The reaction of HO₂ with NH₂ has two product channels forming H₂NO+OH and NH₃+O₂. Similarly, O₂ reacts with NH₂ forming H₂NO+O and HNO+OH with the first channel being the major path⁴⁹. The rate parameters of these reactions are adopted from the kinetic scheme of Skreiberg et al.⁵¹. In our present study, these reactions are less sensitive compared to other reactions in the NH₂ sub-mechanism. The reaction of NH₂ with NO which is chain branching in the channel to NNH+OH and chain terminating in the channel to N₂+H₂O is very important in the thermal DeNO_x process^{3,70}. The rate parameters of these two reactions have been adopted from the study of Miller and Glarborg³ who obtained the total rate constant value by fitting the channel branching in simulations of published experimental data. However, the rate constants used in this work are

increased by 65% in order to better match the wide range of published experimental data considered in the mechanism validation. The reaction $\text{NH}_2 + \text{NO}_2$ has two product channels forming $\text{H}_2\text{NO} + \text{NO}$ and $\text{N}_2\text{O} + \text{H}_2\text{O}$. Glarborg et al.⁸¹ studied the NH_3/NO_2 system in a flow reactor and concluded that the $\text{NH}_2 + \text{NO}_2$ reaction forming $\text{H}_2\text{NO} + \text{NO}$ is the more important channel recycling NO_2 back to NO . The importance of this reaction was again emphasized by Miller and Glarborg³ in their experimental and modeling study of $\text{H}_2/\text{CO}/\text{NO}_x$ combustion in a flow reactor. In our present work we adopt the rate parameters of these reactions from the experimental work of Park and Lin⁵⁰ who performed a mass spectrometric study of the $\text{NH}_2 + \text{NO}_2$ reaction in the temperature range of 300-910 K. Additionally the reaction $\text{NH}_2 + \text{NO} \rightleftharpoons \text{N}_2\text{O} + \text{H}_2$ is included in our present work whose rate constant is adopted from the kinetic model of Duynslaegher et al.¹⁴ who performed a modeling study of NH_3 oxidation in a burner stabilized low pressure premixed flame.

Additional reaction rates for $\text{NH}_2 + \text{NH}_2 \rightleftharpoons \text{NH}_3 + \text{NH}$, $\text{NH}_2 + \text{NH} \rightleftharpoons \text{NH}_3 + \text{N}$ and $\text{NH} + \text{NH} \rightleftharpoons \text{NH}_2 + \text{N}$ are adopted from Klippenstein et al.⁵², who calculated rate parameters using ab initio transition state theory. The reaction $\text{NH}_2 + \text{N} \rightleftharpoons \text{N}_2 + \text{H} + \text{H}$ which is not included in kinetic schemes of^{3,15,51,52,78} is here adopted from the kinetic model of Klaus 1997⁴⁸. The reaction rate constants for the reactions $\text{NH}_2 + \text{HNO} \rightleftharpoons \text{NH}_3 + \text{NO}$ and $\text{NH}_2 + \text{HONO} \rightleftharpoons \text{NH}_3 + \text{NO}_2$ are adopted from Mebel et al.⁸², who calculated rate constants using ab initio molecular orbital theory.

NH sub-mechanism:

The rate parameters of hydrogen abstraction from NH by H atoms forming N and H_2 are adopted from Baulch et al.²⁹ and decreased by 33% which is within the given uncertainty. The reaction $\text{NH} + \text{O}$ has two product channels ($\text{NO} + \text{H}$ and $\text{N} + \text{OH}$). The reaction forming NO is the dominant path while the channel forming $\text{N} + \text{OH}$ is usually not included in published mechanisms^{15,17,49,51,78}. We found this channel to be important and included it in our kinetic scheme. The rate parameters

for the reaction $\text{NH} + \text{O} \rightleftharpoons \text{NO} + \text{H}$ are adopted from the modeling work of Klaus 1997⁴⁸ while the rate constant of the $\text{NH} + \text{O} \rightleftharpoons \text{N} + \text{OH}$ reaction is adopted from the kinetic scheme of Duynslaegher et al.¹⁴ and reduced by 50% for improving the model predictions. The reaction of OH with NH has three routes forming $\text{HNO} + \text{H}$, $\text{NO} + \text{H}_2$ and $\text{N} + \text{H}_2\text{O}$ respectively. However, in the models from^{15,17,49,78} the second channel ($\text{NH} + \text{OH} \rightleftharpoons \text{NO} + \text{H}_2$) is not included. The rate parameters of these reactions are adopted from the kinetic model of Klaus 1997⁴⁸. The rate constant of the $\text{NH} + \text{O}_2$ reaction forming $\text{HNO} + \text{O}$ and $\text{NO} + \text{OH}$ is taken from the model of⁴⁹. For the reactions $\text{NH} + \text{N} \rightleftharpoons \text{N}_2 + \text{H}$, $\text{NH} + \text{NO} \rightleftharpoons \text{N}_2 + \text{OH}$, $\text{NH} + \text{NO}_2 \rightleftharpoons \text{N}_2\text{O} + \text{OH}$, $\text{NH} + \text{NO}_2 \rightleftharpoons \text{HNO} + \text{NO}$, and $\text{NH} + \text{HONO} \rightleftharpoons \text{NH}_2 + \text{NO}_2$ kinetic data is taken from Klippenstein et al.⁴⁹ They studied the role of NNH in NO formation and reduction. In particular their theoretical study focused on the reaction systems of $\text{NNH} + \text{O}$, $\text{NNH} + \text{O}_2$ and $\text{NH}_2 + \text{O}_2$ using ab initio transition state theory. In addition they provided rate constants for the $\text{NH} + \text{NO}$ and $\text{O} + \text{N}_2\text{O}$ reaction. They concluded that in the thermal DeNO_x process, the role of the $\text{NH}_2 + \text{NO}$ reaction system is significant. Their mechanism is based on the above mentioned study by Miller and Glarborg³. They⁴⁹ validated their model against the published experimental data with emphasis on flow reactor experiments. In their discussion they stated that NH is formed *via* reactions involving NH_2 , particularly $\text{NH}_2 + \text{OH} \rightleftharpoons \text{NH} + \text{H}_2\text{O}$. The formed NH is partially oxidized to NO *via* the $\text{NH} + \text{O}_2$ reaction. In addition, they concluded that the $\text{NH} + \text{NO}$ reaction forming NNH is a minor channel contributing to NO formation. Finally, we included the reaction $\text{NH} + \text{N}_2\text{O} \rightleftharpoons \text{N}_2 + \text{HNO}$ and took the kinetic data from the model by Duynslaegher et al.¹⁴.

NNH sub-mechanism:

The NNH sub-mechanism is compiled adopting the rate parameter and reactions from Klippenstein et al.⁴⁹, Miller and Glarborg³, Glarborg et al.⁵⁸ and Allen et al.¹². Miller and Glarborg³ proposed

the NNH consumption through $\text{NNH} \rightleftharpoons \text{N}_2 + \text{H}$ and $\text{NNH} + \text{O}_2 \rightleftharpoons \text{N}_2 + \text{HO}_2$. In the study of Kasuya and Glarborg⁸³ a higher amount of NO_2 was detected at higher O_2 concentrations which allowed them (Miller and Glarborg³) to consider $\text{NNH} + \text{O}_2 \rightleftharpoons \text{N}_2 + \text{HO}_2$ as the major channel for NNH consumption. Based on theoretical and experimental studies from the literature they considered a NNH life time of 1.5×10^{-8} s and thus derived the $\text{NNH} \rightleftharpoons \text{N}_2 + \text{H}$ rate constant of 6.27×10^7 /s. Details on the lifetime of the NNH radical were discussed in the work of Klippenstein et al.⁴⁹. They assumed the NNH life time to be 10^{-9} s and derived the rate constant of $\text{NNH} \rightleftharpoons \text{N}_2 + \text{H}$ to be 1.0×10^9 /s which is around a factor 15 higher than proposed by Miller and Glarborg³. In our present work we have adopted the rate constant value from the kinetic model of Miller and Glarborg³ which gives better results especially for laminar flame speeds of NH_3 . The reaction of $\text{NNH} + \text{O}_2$ features two channels: $\text{N}_2 + \text{HO}_2$ and $\text{N}_2 + \text{H} + \text{O}_2$, the former being the major channel with a branching ratio of 80% (see ref. ³). The rate parameters of these reactions have been adopted from the kinetic scheme of Glarborg et al.⁵⁸. The recombination reaction of NNH forming N_2H_2 ($\text{NNH} + \text{NNH} \rightleftharpoons \text{N}_2\text{H}_2 + \text{H}_2$), which is not included in work of Miller and Glarborg³ and Klippenstein et al.⁴⁹, is included in the present work for the completeness of the mechanism adopting the rate parameters from Allen et al.¹². NNH is also consumed by the attack of H, OH, NO, NH, and NH_2 radicals mainly forming N_2 as major product. The reaction $\text{NNH} + \text{O}$ has three product channels forming $\text{N}_2 + \text{OH}$, $\text{NH} + \text{NO}$ and $\text{N}_2\text{O} + \text{H}$ and the rate parameters of these reactions are adopted from Klippenstein et al.⁴⁹.

$\text{N}_2\text{H}_2/\text{H}_2\text{NN}/\text{N}_2\text{H}_3/\text{N}_2\text{H}_4$ sub-mechanism:

The sub-mechanism of N_2H_2 , N_2H_3 , N_2H_4 and H_2NN has been largely taken from the kinetic models of Skreiberg et al.⁵¹, Allen et al.¹², Coppens et al.⁴⁷, Klaus 1997⁴⁸ and Klippenstein et al.⁵². Allen et al.¹² studied the combustion of $\text{CO}/\text{N}_2\text{O}/\text{H}_2\text{O}/\text{N}_2$ mixtures in a flow reactor in a pressure

range of 3-15 atm and a temperature range of 950-1123 K. They used the experimentally measured species profiles as reference for deriving a detailed kinetic model for CO/N₂O interaction. In their later study ⁴⁵ they showed and discussed the importance of N₂H_x chemistry for predicting the speciation in the performed flow reactor experiments. In this work we show the effect of N₂H_x chemistry on NH₃ laminar flame speed in Figure 1.

NH₂OH sub-mechanism:

The complete NH₂OH sub-mechanism is adopted from the work of Klippenstein et al.⁵² who investigated the thermal decomposition of NH₂OH in a combined experimental (shock tube) and theoretical study. In their experiments they measured the OH radical time histories over the temperature range of 1355-1889 K and their predicted OH profile was in good agreement with experimental OH profile. They concluded that NH₂OH decomposes to NH₂ and OH representing the major route while the formation of NH₃+O is a minor channel and can be neglected. Using ab initio transition state theory they derived the rate constants of other elementary reactions of relevance for the NH₂OH sub-mechanism. The reaction $\text{HNOH} + \text{HNO} \rightleftharpoons \text{NH}_2\text{OH} + \text{NO}$, which was not included in their mechanism, is adopted from Coppens et al.⁴⁷.

HNO sub-mechanism:

The HNO sub-mechanism is compiled mainly from the work of Rasmussen et al.⁵³, Skreiberg et al.⁵¹, Glarborg et al.⁵⁸, Klaus 1997 ⁴⁸ and Coppens et al.⁴⁷. The hydrogen abstraction reactions from HNO by H, O, OH and O₂ forming NO+H₂/OH/H₂O/HO₂ respectively are adopted from the ammonia oxidation modeling work of Skreiberg et al.⁵¹. The recombination reaction $\text{HNO} + \text{HNO} \rightleftharpoons \text{N}_2\text{O} + \text{H}_2\text{O}$ is adopted from the model of Glarborg et al.⁵⁸, who performed an experimental and kinetic modeling study of C₁/C₂ hydrocarbon interaction with NO_x in a flow

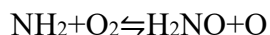
reactor. The reactions $\text{HNO} + \text{N} \rightleftharpoons \text{NO} + \text{NH}$ and $\text{HNO} + \text{NO} \rightleftharpoons \text{N}_2\text{O} + \text{OH}$ and its rate constants are adopted from the kinetic model of Klaus 1997⁴⁸ while the reactions $\text{HNO} + \text{N} \rightleftharpoons \text{N}_2\text{O} + \text{H}$, $\text{HNO} + \text{NH} \rightleftharpoons \text{NH}_2 + \text{NO}$ are adopted from Coppens et al.⁴⁷. Those reactions that we adopted from^{47,48} were not included in the kinetic schemes of^{15,49,53,78} and we included these reactions in our scheme for the completeness of the kinetic model. The rate parameters of the reaction of HNO with NO_2 forming $\text{HONO} + \text{NO}$ and the thermal decomposition reaction of HNO forming $\text{NO} + \text{H}$ are taken from the kinetic scheme of Rasmussen et al.⁵³.

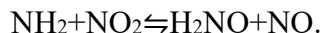
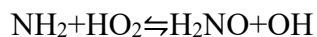
HON sub-mechanism:

The complete HON sub-mechanism is adopted from the kinetic model of Mathieu et al.¹⁷. They performed an experimental and modeling study of ammonia oxidation in a shock tube spanning wide ranges of pressure, temperature and fuel-oxidizer ratio. In their model HON is mainly formed *via* the combination reaction $\text{NO} + \text{H} + \text{M} \rightleftharpoons \text{HON} + \text{M}$. HON is consumed *via* the reactions: $\text{HON} + \text{H} \rightleftharpoons \text{HNO} + \text{H}$, $\text{HON} + \text{H} \rightleftharpoons \text{NH} + \text{OH}$, $\text{HON} + \text{O} \rightleftharpoons \text{OH} + \text{NO}$, $\text{HON} + \text{OH} \rightleftharpoons \text{HONO} + \text{H}$ and $\text{HON} + \text{O}_2 \rightleftharpoons \text{NO}_2 + \text{OH}$. Among these reactions, $\text{HON} + \text{H}$ is important for NO formation and consumption *via* HNO. The reaction forming $\text{HNO} + \text{H}$ (which is an isomerization) is the dominating channel (branching ratio $\sim 70\%$) and the formed HNO reacts with NO to yield $\text{NH} + \text{NO}_2$ ($\text{NH} + \text{NO}_2 \rightleftharpoons \text{HNO} + \text{NO}$). Another route ($\text{HON} + \text{H} \rightleftharpoons \text{NH} + \text{OH}$) which directly forms the amine radical, also has a NO reduction potential by contributing to the amine radical pool.

H₂NO sub-mechanism:

The H₂NO chemistry is an important part of the thermal DeNO_x mechanism³. H₂NO is mainly formed by reactions of the amine radical (NH_2):





Klippenstein et al.⁴⁹ performed a numerical analysis of the $\text{NH}_2 + \text{O}_2$ reaction and confirmed that the H_2NO formation route is the dominant path which competes with the $\text{HNO} + \text{OH}$ channel. Similarly, $\text{NH}_2 + \text{NO}_2$ has two product channels forming $\text{N}_2\text{O} + \text{H}_2\text{O}$ and $\text{H}_2\text{NO} + \text{NO}$, the former being the major product^{3,49,84} with 80% branching ratio. The formed H_2NO either dissociates unimolecularly to $\text{HNO} + \text{H}$ or is attacked by H , O , OH , HO_2 , NO and NH_2 radicals forming HNO and the corresponding products. The reaction of H_2NO with H atoms has another possible channel forming $\text{NH}_2 + \text{OH}$. If this route is fast enough to produce NH_2 then the amine radical pool will take part in the NO reduction process *via* the reaction $\text{NH}_2 + \text{NO} \rightleftharpoons \text{N}_2 + \text{H}_2\text{O} / \text{NNH} + \text{OH}$. H_2NO can also react with O_2 and NO_2 forming $\text{HNO} + \text{HO}_2$ and $\text{HONO} + \text{HNO}$, respectively. The H_2NO sub-mechanism is adopted from the kinetic model of Glarborg et al.⁵⁹ who performed flow reactor experiments on reduction of NO by CO and H_2 under fuel rich conditions in the temperature range of 1200-1800 K. In their study they found that the H_2NO chemistry was not a significant contributor in reducing NO .

HNOH sub-mechanism:

HNOH is an isomer of H_2NO which is mainly formed *via* the recombination reaction $\text{HNO} + \text{H} + \text{M} \rightleftharpoons \text{HNOH} + \text{M}$. HNOH is consumed in reactions with H , O , OH , HO_2 , NH_2 , O_2 and NO_2 mainly forming HNO and NH_2 . The reaction $\text{HNOH} + \text{H} \rightleftharpoons \text{NH}_2 + \text{OH}$ is of particular importance because of its direct contribution to the amine radical pool. Miller and Glarborg 1999 mentioned in their study that inclusion of HNOH chemistry in their model did not have any significant effect on the performance. Glarborg et al.⁵⁹ and Skreiberg et al.⁵¹ suggested in their studies that the

HNOH route can be an alternative path to the amine pool ($\text{HNO} \rightarrow \text{HNOH} \rightarrow \text{NH}_2$). However, both authors reached the same conclusion that the contribution of HNOH reactions to NO reduction is limited by the rate of formation of HNOH *via* ($\text{HNO} + \text{H} + \text{M} \rightleftharpoons \text{HNOH} + \text{M}$). In our present work the complete HNOH sub-mechanism is adopted from the model of Skreiberg et al.⁵¹.

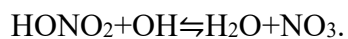
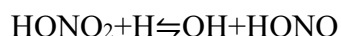
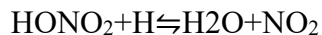
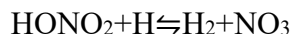
HONO/HNO₂ sub-mechanism:

In the work of Mueller et al.⁶¹ on the $\text{H}_2/\text{O}_2/\text{NO}_x$ system HONO is mainly formed from the $\text{HNO} + \text{NO}_2 \rightleftharpoons \text{HONO} + \text{NO}$ reaction. At low NO concentrations, the formed HONO rapidly dissociates to NO and OH *via* $\text{NO} + \text{OH} (+\text{M}) \rightleftharpoons \text{HONO} (+\text{M})$ and takes part in a chain propagating sequence. With increasing NO concentration in the system the reaction $\text{HONO} + \text{OH} \rightleftharpoons \text{NO}_2 + \text{H}_2\text{O}$ becomes important and together with reactions $\text{NO} + \text{H} (+\text{M}) \rightleftharpoons \text{HNO} (+\text{M})$ and $\text{HNO} + \text{NO}_2 \rightleftharpoons \text{HONO} + \text{NO}$ it forms a chain terminating sequence with net result $\text{H} + \text{OH} \rightleftharpoons \text{H}_2\text{O}$. In the experimental and modeling work of Glarborg et al.⁶⁴ on the CO/NO_x combustion in a flow reactor HONO is found to be formed *via* the recombination reaction $\text{NO} + \text{OH} (+\text{M}) \rightleftharpoons \text{HONO} (+\text{M})$ and the formed HONO reacts mainly with OH to form NO_2 ($\text{HONO} + \text{OH} \rightleftharpoons \text{NO}_2 + \text{H}_2\text{O}$) taking part in a chain terminating process. In our present study we find small amounts of NO_2 reacting with the HO_2 radical forming $\text{HONO} + \text{O}_2$. The formed HONO thermally decomposes to form $\text{NO} + \text{OH}$ producing the reactive OH radical. Therefore, it is obvious that depending on the various conditions HONO chemistry can inhibit or promote the reactivity of the system. In our present work the HONO sub-scheme is taken from the model of Rasmussen et al.⁵³. The additional reactions $\text{HONO} + \text{H} \rightleftharpoons \text{HNO} + \text{OH}$ and $\text{HONO} + \text{H} \rightleftharpoons \text{NO} + \text{H}_2\text{O}$ which were not included in⁵³ are adopted from Skreiberg et al.⁵¹.

HNO₂ is a structural isomer of HONO and in our present study we find HNO₂ is mainly formed via the reaction $\text{NO}_2 + \text{HO}_2 \rightleftharpoons \text{HNO}_2 + \text{O}_2$ and $\text{NO}_2 + \text{H}_2 \rightleftharpoons \text{HNO}_2 + \text{H}$. Since HNO₂ is less stable than HONO⁵³ it readily isomerizes to more the stable HONO. Other reactions that can take part in HNO₂ consumption are $\text{HNO}_2 + \text{O} \rightleftharpoons \text{NO}_2 + \text{OH}$ and $\text{HNO}_2 + \text{OH} \rightleftharpoons \text{NO}_2 + \text{H}_2\text{O}$. The rate parameters of these reaction are adopted from Rasmussen et al.⁵³ and are based on ab initio calculations on the CBS-QB3 level of theory.

HONO₂ sub-mechanism:

HONO₂ formation can happen *via* two reaction channels: $\text{NO}_2 + \text{OH} (+\text{M}) \rightleftharpoons \text{HONO}_2 (+\text{M})$ and $\text{HONO} + \text{NO}_2 \rightleftharpoons \text{HONO}_2 + \text{NO}$. Among these, the former route is only important for HONO₂ formation. HONO₂ consumption proceeds mainly via the reactions with H and OH radicals:



The HONO₂ scheme and the rate parameters are adopted from Rasmussen et al.⁵³.

2.3 C₁/NO_x mechanism: This part of the mechanism is an extension of the H₂/CO/NH₃/NO_x sub-mechanisms. The H₂/CO submechanism is extended to include C₁ chemistry and the NH₃/NO_x submechanism is extended to include nitrogen chemistry related to carbon species. The target is to include C₁ hydrocarbon species as fuel molecules; i.e. methane (CH₄), methanol (CH₃OH) and formaldehyde (CH₂O).

The present model is different from most of the published models in the literature because it is able to predict combustion characteristics of the fuels H_2 , CO , NH_3 to C_1 together with NO_x chemistry. This makes the model more robust for in cylinder combustion modelling of conditions which cannot be studied in standard reactor experiments typically used for model development. The complete reaction mechanism is provided in the supporting information.

2.4 Thermochemistry and Transport properties: The thermochemical properties for the species in the H/C/O mechanism are adopted from the Goos et al. thermochemical database⁸⁵. The thermochemical properties of nitrogen species are adopted from Lamoureux et al.¹⁶ except for those additional species included in this work. The thermochemistry of additional species are adopted from Goos et al.⁸⁵ while HNO_2 and $HONO_2$ thermodata (not available from⁸⁵) is adopted from Rasmussen et al.⁵³. Furthermore the data for NCN are taken from²⁴.

The transport properties for the species in the H/C/O mechanism are taken from Seidel et al.²⁵. The transport properties of nitrogen species are adopted from Lamoureux et al.¹⁶ while those of the additional species are taken from Coppens et al.⁴⁷.

3. Results and Discussion

The developed $H_2/CO/C_1/NH_3/NO_x$ kinetic model has been validated against a large set of published experimental data. The validation targets include laminar flame speeds, ignition delay times, speciation in burner stabilized premixed flames, speciation in PFR and JSR. Several numerical and experimental investigations on nitrogen chemistry have been reported in the last decades. However, there are only very few investigations on $H_2/NH_3/NO_x$ and C_1/NO_x chemistry together. This is the focus of this study. The study also addresses the importance of speciation

studies in burner stabilized flames. In all plots shown below the lines represent the simulation results using our present model and symbols represent the experimental data from literature unless stated differently. The modeling results are shown for experiments using nitrogen (NH_3 , NO , N_2O , NO_2) containing fuels. All simulations were performed using the LOGEsoft 1.08.00⁸⁶ package.

3.1 $\text{H}_2/\text{CO}/\text{NH}_3/\text{NO}_x$ model validation

In this section we will validate our proposed model against a wide range of experimental data published in the literature and briefly comment on the model performance. Table 2 summarizes the experimental studies which we used for model development and validation.

Table 2: Experimental targets used for $\text{H}_2/\text{CO}/\text{NH}_3/\text{NO}_x$ model development and validation

Experimental devices	Measured Properties	Experimental conditions	References
Cylindrical flow tube ^(Fig.1)	Laminar flame speed (1 data set)	1.0 atm, 293 K, $\phi = 0.8-1.25$ for NH_3/air mixture	Zakaznov et al. ⁸⁷
Constant volume Combustion vessel ^(Fig.1)	Laminar flame speed (1 data set)	101 kPa, 295 K, $\phi = 0.72-1.12$ for NH_3/air mixture	Pfahl et al. ⁸⁸
Constant volume combustion vessel ^(Fig.1)	Laminar flame speed	1.0 atm, 298 K, $\phi = 0.8-1.78$ for NH_3/air mixture	Ronney ⁸⁹
Constant volume combustion vessel ^(Fig.1)	Laminar flame speed (1 data set)	1.0 atm, 295 K, $\phi = 0.9-1.3$ for NH_3/air mixture	Jabbour & Clodic ⁹⁰
Constant volume combustion vessel ^(Fig.1)	Laminar flame speed (1 data set)	1.05 atm, 298 K, $\phi = 0.9-1.2$ for NH_3/air mixture	Takizawa et al. ⁹¹
Constant volume combustion vessel ^(Fig.1, Fig.S2)	Laminar flame speed (3 data set)	1.0-5.0 bar, 298 K, $\phi = 0.7-1.3$ for NH_3/air mixture	Hayakawa et al. ¹⁸
Constant volume combustion vessel ^(Fig.S1)	Laminar flame speed (1 data set)	1.0 atm, 298 K, $\phi = 1.0$ for $\text{NH}_3/\text{H}_2/\text{air}$ mixture, $\text{H}_2 = 0.1-0.5$	Lee et al. ⁹²
Constant volume combustion vessel ^(Fig.S1)	Laminar flame speed (1 data set)	1.0 atm, 298 K, $\phi = 1.0$ for $\text{NH}_3/\text{H}_2/\text{air}$ mixture, $\text{H}_2 = 0.35-0.55$	Li et al. ²⁰
Constant volume combustion vessel ^(Fig.S1)	Laminar flame speed (1 data set)	101 kPa, 298 K, $\phi = 0.1-4.0$ for NH_3/NO mixture	Checkel et al. ⁹³
McKenna flat flame burner ^(Fig.S2)	Laminar flame speed (1 data set)	0.8 atm, 298 K, $\phi = 0.8-2.2$ for $\text{H}_2/\text{N}_2\text{O}/\text{N}_2$ mixture	Powell et al. ⁷²

Shock tube ^(Fig.2, Fig.S3)	Ignition delay times (12 data sets)	1.4-30.0 atm, 1560-2455 K, $\phi = 0.5-2.0$ for $\text{NH}_3/\text{O}_2/\text{Ar}$ mixtures	Mathieu and Petersen ¹⁷
Shock tube ^(Fig.3, Fig.S4)	Ignition delay times (12 data sets)	1.6-32.0 atm, 940-1675 K, $\phi = 0.5$ for $\text{H}_2/\text{O}_2/\text{N}_2/\text{O}/\text{Ar}$ mixtures	Mathieu et al. ⁷⁷
Shock tube ^(Fig.3, Fig.S6)	Ignition delay times (12 data sets)	1.5-30.0 atm, 1038-1744 K, $\phi = 0.3-1.0$ for $\text{H}_2/\text{O}_2/\text{NO}_2/\text{Ar}$ mixtures	Mathieu et al. ⁶³
Shock tube ^(Fig.S5)	Ignition delay times (3 data sets)	2.0 atm, 1400-2000 K, $\phi = 0.5-2.0$ $\text{H}_2/\text{N}_2/\text{O}/\text{Ar}$ mixtures	Hidaka et al. ⁵⁶
Shock tube ^(Fig.S7)	Ignition delay times (2 data sets)	1.4-10.4 atm, 1654-2221 K for $\text{H}_2/\text{CO}/\text{N}_2/\text{O}/\text{Ar}$ mixture	Kopp et al. ⁷¹
Jet stirred reactor ^(Fig.4, Fig.5, Fig.S8-Fig.S12)	Species profiles (78 data sets)	1.0-10.0 atm, 700–1150 K, $\phi = 0.1-2.5$ for $\text{H}_2/\text{O}_2/\text{NO}_x/\text{N}_2$ mixtures	Dayma & Dagaut ⁶²
Jet stirred reactor ^(Fig.S13, Fig.S14)	Species profiles (9 data sets)	1.0 atm, 800-1400 K, $\phi = 0.1-2.0$ for $\text{H}_2/\text{CO}/\text{O}_2/\text{NO}_x/\text{N}_2$ mixtures	Dagaut et al. ⁹⁴
Flow reactor ^(Fig.6)	Species profiles (3 data sets)	10.0 atm, 802 K, $\text{H}_2/\text{O}_2/\text{NO}$ mixtures	Mueller et al. ⁶¹
Flow reactor ^(Fig.S15)	Species profiles (4 data sets)	3.0 atm, 995 K, $\text{H}_2/\text{N}_2/\text{O}/\text{NH}_3/\text{N}_2$ mixtures	Allen et al. ⁴⁵
Flow reactor ^(Fig.7, Fig.S16-Fig.S18)	Species profiles (22 data sets)	1.05 atm, 800-1400 K, $\text{CO}/\text{O}_2/\text{NO}/\text{NO}_2/\text{H}_2\text{O}/\text{N}_2$ mixtures	Glarborg et al. ⁶⁴
Buner stabilized flame ^(Fig.8)	Species profiles (7 data sets)	4.7 kPa, 298 K, $\phi = 1.91$, $\text{H}_2/\text{O}_2/\text{NH}_3/\text{Ar}$ mixture	Vandooren ⁹⁵
Buner stabilized flame ^(Fig.S19, Fig.S20)	Species profiles (4 data sets)	4.6 kPa, 298 K, $\phi = 0.12-1.0$, $\text{NH}_3/\text{H}_2/\text{O}_2/\text{Ar}$ mixture	Bian & Vandooren ⁹⁶
Buner stabilized flame ^(Fig.S19, Fig.S20)	Species profiles (4 data sets)	4.6 kPa, 298 K, $\phi = 0.12-1.0$, $\text{NH}_3/\text{H}_2/\text{NO}/\text{O}_2/\text{Ar}$ mixture	Bian & Vandooren ⁹⁶
Buner stabilized flame ^(Fig.S21)	Species profiles (8 data sets)	7.2 kPa, 298 K, $\phi = 1.46$, $\text{NH}_3/\text{NO}/\text{Ar}$ mixture	Vandooren et al. ⁹⁷
Buner stabilized flame ^(Fig.S22)	Species profiles (9 data sets)	5.0 kPa, 298 K, $\phi = 1.0$, $\text{NH}_3/\text{H}_2/\text{O}_2/\text{Ar}$ mixture	Duynslaegher et al. ⁹⁸
Buner stabilized flame ^(Fig.S23)	Species profiles (5 data sets)	4.0 kPa, 300 K, $\phi = 1.08$, $\text{H}_2/\text{N}_2/\text{O}/\text{Ar}$ mixture	Sausa et al. ⁷³
Buner stabilized flame ^(Fig.9, Fig.S24, Fig.S25)	Species profiles (18 data sets)	6.66 kPa, 298 K, $\phi = 1.0-1.5$, $\text{CO}/\text{N}_2/\text{O}/\text{Ar}$ mixture	Dindi et al. ⁷⁴

S = in Supporting Information

Laminar flame speed: Predicted NH_3/air laminar burning velocities are shown in Figure 1 in comparison to the available experimental data. Most experimental data resulted from closed vessel experiments. The 1978 measurements by Zakaznov⁸⁷ were performed by a cylindrical flow tube. Among the measured laminar burning velocities there is a good agreement for fuel lean and

stoichiometric conditions. For fuel rich conditions a significant discrepancy is noticed. Our model captures the experimental trends from lean to stoichiometric condition very well. For lean conditions the best agreement is found with data by Pfahl 2000⁸⁸. For fuel rich conditions the model agrees with the older measurements from Ronney 1988⁸⁹. Newer Experiments by Takizawa 2008⁹¹ and Hayakawa 2015¹⁸ follow the trend of Zakaznov⁸⁷. Data by Jabbour 2004⁹⁰ are closer to the data by Rooney 1988. Recently, Nakamura et al.⁹⁹ performed an experimental and kinetic modeling study of weak ammonia-air flames in a micro flow reactor. In addition they compared laminar flame speeds of ammonia-air flames available from the literature with predictions of five different mechanisms including their own model. They⁹⁹ showed that none of the mechanisms was able to predict the experimental laminar flame speeds on the lean and the fuel rich side at the same time. Testing the impact of the thermodynamic data for NH_3 , NH_2 and NH from Bugler et al.¹⁰⁰ we can rule out that the problem is related to thermodynamic properties. However, we are unable to explain where these discrepancies come from. Therefore this problem remains and should be addressed by the combustion community in the future from both the experimental and the modelling side. Flow analyses shows that NH_3 undergoes hydrogen abstraction by O, H and OH radicals and decomposes to the Amidogen radical (NH_2), which further decomposes to the Imidogen radical (NH). Both are very reactive species and their reactions with H, O, OH, and NO control the overall reactivity of the system. The thermal decomposition of NH_3 which forms NH_2 and H is also sensitive on the laminar flame speed. We also demonstrate the importance of the N_2H_x chemistry in Figure 1. Without this chemical mechanism we predict significant lower laminar flame speeds for all fuel-air equivalences radius.

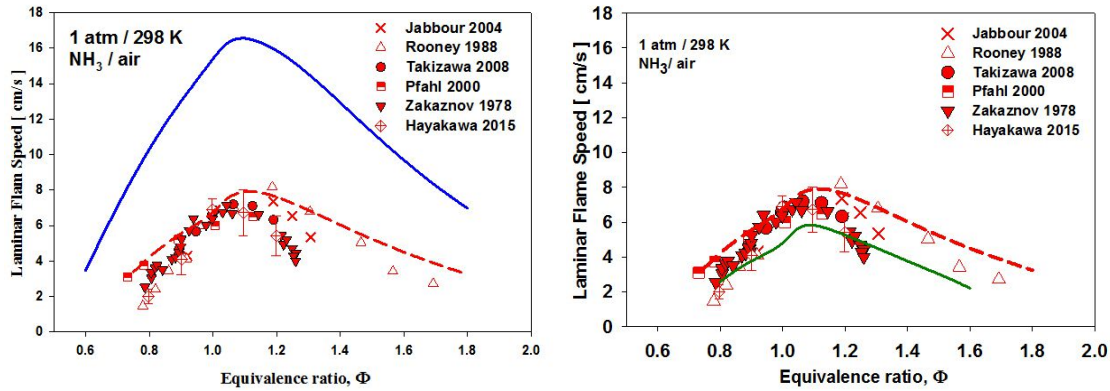


Figure 1: Laminar flame speed for NH_3/air blends at 1 atm and 298K. Symbols: experiments from 18,87–91. Left figure: dashed line; this model prediction, solid line: Lamoureux et al.¹⁶ model prediction. Right figure: dashed line, this model prediction; solid line, model prediction without N_2H_x scheme.

Ignition delay times: Ignition delay time data from shock tube experiments published in the literature cover pressure ranges which are relevant for practical combustion systems. The ignition delay times of NH_3/O_2 blends with high dilution of Ar were reported by Mathieu et al.¹⁷ in the pressure range of 1.4–30.0 atm for the fuel-air equivalence ratio range, $\phi=0.5\text{--}2.0$. As can be seen from Figure 2 the present model captures the experimental trends in temperature for all pressures and equivalence ratios. It can also be observed from Figure 2 that with increasing pressure the ignition delay time of ammonia monotonously decreases.

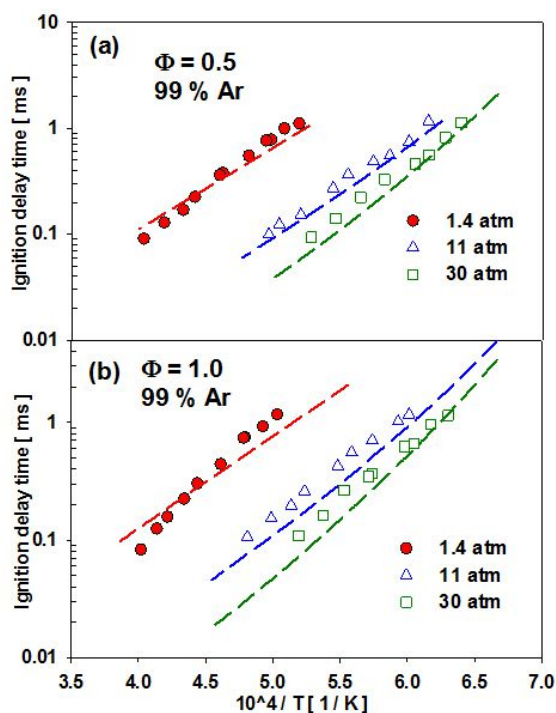


Figure 2: Ignition delay times from shock tube experiments in comparison to model predictions for $\text{NH}_3/\text{O}_2/\text{Ar}$ blends. Symbols: experiments from ¹⁷, dashed lines: model predictions.

To further validate the H/N/O chemistry, experiments investigating the sensitivity of the addition of NO_2 and N_2O to $\text{H}_2/\text{O}_2/\text{Ar}$ blends on ignition delay times are shown in Figure 3. The comparison shows that 1600 ppm of N_2O have almost no sensitivity on the H_2 chemistry (3a with 3b), while 100 ppm of NO_2 (3a with 3b) are enough to change the pressure dependence of H_2 autoignition. We note that in simulations without N_2O the ignition is slightly delayed at high temperatures resulting in deviations from the experiment, especially for the lowest pressure. The experiments with NO_2 still show a significant influence of the chain breaking reaction $\text{H} + \text{O}_2 + \text{M} \rightleftharpoons \text{HO}_2 + \text{M}$ on the H_2 ignition delay times, resulting in the crossing lines for the ignition delays, which are moved at higher pressure to higher temperature. In the supporting information the low sensitivity of N_2O is further demonstrated in figure S4. NO_2 can suppress this effect through direct reactions with HO_2 through reaction $\text{NO}_2 + \text{HO}_2 \rightleftharpoons \text{HONO} + \text{O}_2$ resulting in a chain propagation instead of a chain

breaking effect through the thermal decomposition of HONO via $\text{HONO} \rightleftharpoons \text{NO} + \text{OH}$. This reaction path only becomes relevant if high enough concentrations of HO_2 are available in the oxidizing gas mixture. The kinetic model predicts this sensitivity in agreement to the experiments. A comparable reaction path does not exist for N_2O , which can explain the weak sensitivity of N_2O .

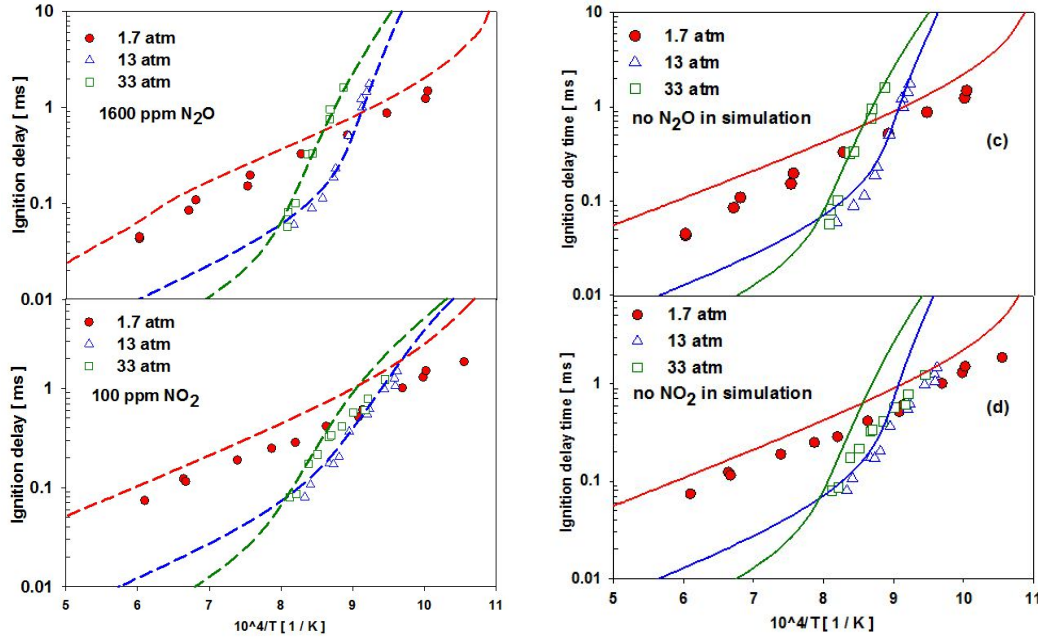


Figure 3: Ignition delay times from shock tube experiments of $\text{H}_2/\text{O}_2/\text{N}_2\text{O}/\text{Ar}$ and $\text{H}_2/\text{O}_2/\text{NO}_2/\text{Ar}$ blends. Left: (a), $\text{H}_2(0.01)/\text{O}_2(0.01)/\text{N}_2\text{O}(0.0016)$; (b), $\text{H}_2(0.01)/\text{O}_2(0.01)/\text{NO}_2(0.0001)$, symbols experiments from^{63,77}, dashed lines: model prediction. Right: (c) and (d) symbols same as in figure (a) and (b) respectively, solid lines model prediction without N_2O and NO_2 doping.

In addition a sensitivity analysis towards ignition delay time was performed at 1160 K for two different pressure: 1.7 atm and 33 atm. The mixture composition for both pressures is the same (as mentioned in Figure 3(b)) including a small amount of NO_2 . Figure 4 shows the most sensitive reactions for each pressure. It can be observed that the sensitivity varies strongly with pressure. The most important chain propagating reaction for both pressures is the reaction $\text{O}_2 + \text{H} \rightleftharpoons \text{OH} + \text{O}$

while at 33.0 atm its sensitivity is 3 times higher compared to that at 1.7 atm. The most sensitive reaction to prolong ignition delay time (negative sensitivity) is $\text{H} + \text{O}_2 (+\text{M}) \rightleftharpoons \text{HO}_2 (+\text{M})$ at 33.0 atm. This reaction is not found to be sensitive at 1.7 atm. The most sensitive NO_x chemistry reaction is $\text{NO} + \text{HO}_2 \rightleftharpoons \text{NO}_2 + \text{OH}$ at 33.0 atm. In general all reactions involving NO_2 are found to have increasing sensitivities with increasing pressure, which is in agreement with the observation made in Figure 3 (b) and 3 (d). The most notable observation from this analysis is that the sensitivity direction of the reaction $\text{NO}_2 + \text{H} \rightleftharpoons \text{NO} + \text{OH}$ changes from negative (prolonging ignition delay time) at 1.7 atm to positive (shortening ignition delay time) at 33.0 atm. Reactions involving HO_2 are generally found to be more sensitive at high pressure which can be explained by the increasing importance of the reaction $\text{H} + \text{O}_2 (+\text{M}) \rightleftharpoons \text{HO}_2 (+\text{M})$ forming HO_2 .

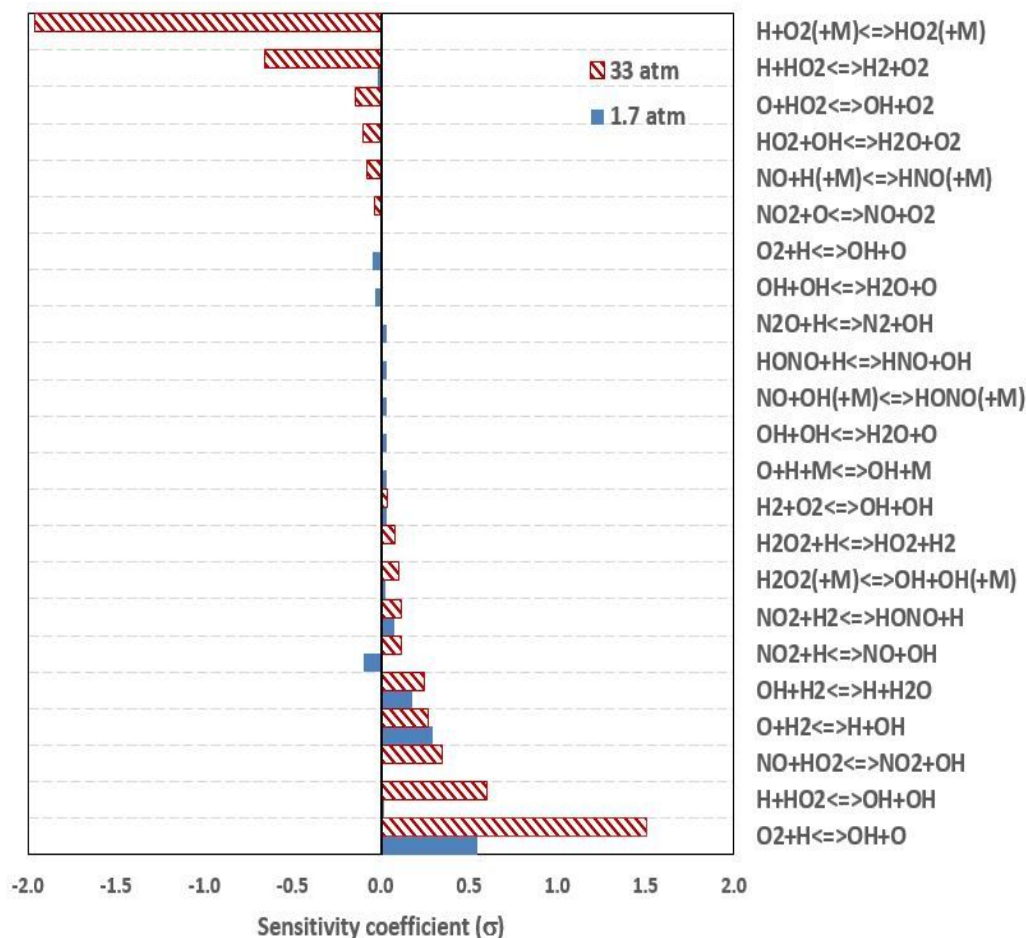


Figure 4: Ignition delay sensitivity coefficient (σ) for H₂ (0.01)/O₂ (0.01)/NO₂ (0.0001)/Ar at 1160 K, 33.0 atm and 1.7 atm.

Speciation in JSR and PFR: To further investigate the sensitivity of NO_x on the hydrogen chemistry we simulated experiments published in the literature dedicated to H₂/O₂/N₂/NO_x, H₂/CO/O₂/N₂/NO_x and CO/O₂/H₂O/N₂/NO_x blends in a JSR and PFR. In Figure 5 H₂/O₂/N₂ blends are doped with 220 ppm of NO at 10 atm for a residence time of 1.0 s. NO is consumed and NO₂ is formed in the temperature range of 750-1100 K. The conversion of NO to NO₂ is explained by the chain propagation reaction $\text{NO} + \text{HO}_2 \rightleftharpoons \text{NO}_2 + \text{OH}$, which is accelerating the H₂ chemistry. As can be seen the highest NO₂ concentration occurs at 800 K. At higher temperature H₂ oxidation

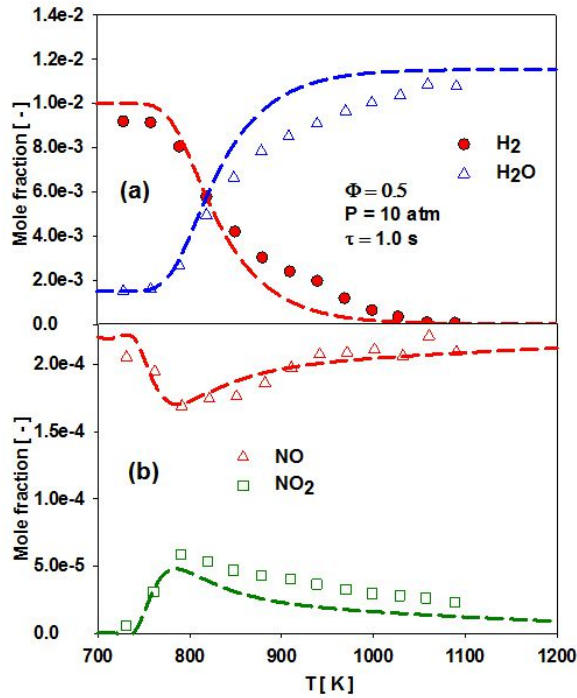


Figure 5: Species profile comparison between measurements and model prediction for $\text{H}_2(0.01)/\text{O}_2(0.01)/\text{NO}(220 \text{ ppm})/\text{N}_2$ oxidation in a JSR at 10 atm, residence time (τ)=1.0 s. Symbols: experiments from ⁶², dashed lines: model prediction.

continues, and NO_2 is reduced to NO via reaction $\text{NO}_2 + \text{H} \rightleftharpoons \text{NO} + \text{OH}$. In the H_2/O_2 system doped with NO_2 (see Figure 6) in the same temperature range as in Figure 5 we do not observe any NO conversion to NO_2 . In this case (Figure 6) almost all of the NO_2 is converted to NO *via* the reaction $\text{NO}_2 + \text{H} \rightleftharpoons \text{NO} + \text{OH}$ and to a lesser extent *via* $\text{NO}_2 + \text{O} \rightleftharpoons \text{NO} + \text{O}_2$. It can be observed that around 1000 K where almost all the NO_2 is consumed, the peak concentration of NO is also reached. The doping of the $\text{H}_2/\text{O}_2/\text{N}_2$ blend with NO_2 results in a delayed oxidation of the blend. This is explained by the backward reaction $\text{NO} + \text{HO}_2 \rightleftharpoons \text{NO}_2 + \text{OH}$, which now consumes reactive OH to form less reactive HO_2 .

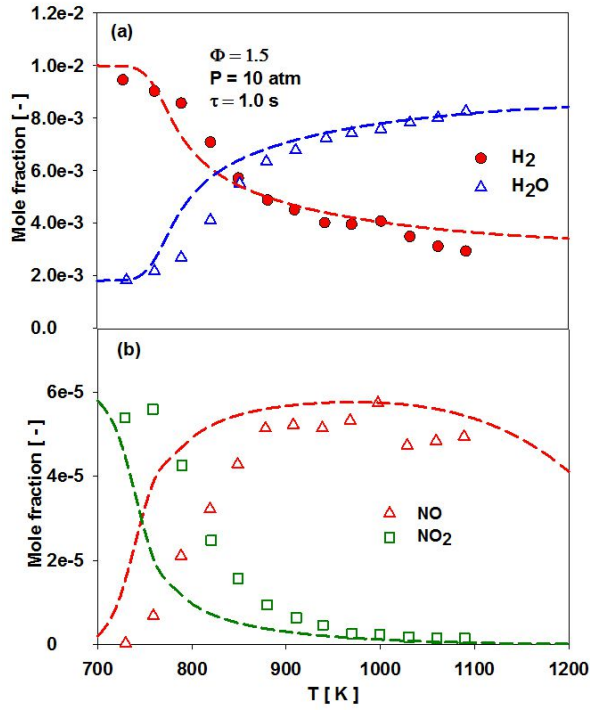


Figure 6: $\text{H}_2(0.01)/\text{O}_2(0.00333)/\text{NO}_2(60 \text{ ppm})/\text{N}_2$ oxidation in JSR at 10 atm, residence time, $\tau = 1.0 \text{ s}$ and in temperature range 700-1100 K. Symbols: experimental data from ⁶²; lines: prediction with present model.

Figure 7 shows the comparison between model predictions and experimental data of Mueller et al. ⁶¹ for H_2/O_2 oxidation in the presence of 532 ppm NO in a flow reactor at 10 atm and 802 K. We observe NO to NO_2 conversion which mainly occurs *via* the same reaction ($\text{NO} + \text{HO}_2 \rightleftharpoons \text{NO}_2 + \text{OH}$) as in the JSR shown in Figure 5.

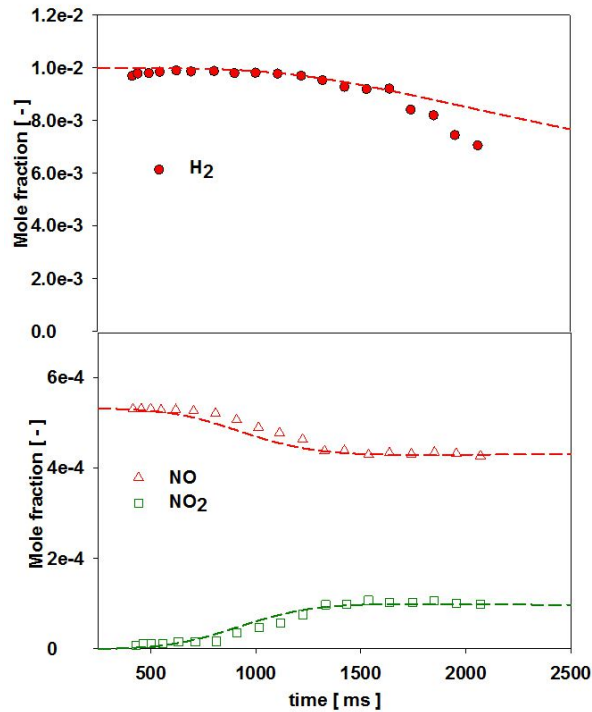


Figure 7: Speciation of H₂(1%)/O₂(2%)/NO(532 ppm)/N₂ oxidation in flow reactor at 10 atm and 802 K. Symbols: experimental data from Mueller et al. ⁶¹; lines: prediction with present model. Simulation lines are shifted by 200 ms to match fuel consumption.

Figure 8 shows the results for the mutual oxidation of CO and NO in a flow reactor studied by Glarborg et al. ⁶⁴. The upper figure shows the oxidation of CO to CO₂ which proceeds mainly *via* $\text{CO} + \text{OH} \rightleftharpoons \text{CO}_2 + \text{H}$ while the lower figure shows the conversion of NO to NO₂. The oxidation of NO to NO₂ proceeds primarily through the reaction $\text{NO} + \text{HO}_2 \rightleftharpoons \text{NO}_2 + \text{OH}$ with minor contributions from the reactions $\text{NO} + \text{O} (+\text{M}) \rightleftharpoons \text{NO}_2 (+\text{M})$, $\text{NO} + \text{OH} (+\text{M}) \rightleftharpoons \text{HONO} (+\text{M})$ and $\text{HONO} + \text{OH} \rightleftharpoons \text{NO}_2 + \text{H}_2\text{O}$. In this moist CO/NO oxidation system HO₂ is formed entirely by recombination of H atoms with O₂, which is the rate limiting step in the NO to NO₂ conversion. The complex effect of NO on the CO oxidation rate can be understood in terms of the competition between $\text{NO} + \text{HO}_2 \rightleftharpoons \text{NO}_2 + \text{OH}$ which promotes the oxidation process and the reactions $\text{NO} + \text{O}$

$(+M) \rightleftharpoons \text{NO}_2$ and $\text{NO} + \text{OH} (+M) \rightleftharpoons \text{HONO} (+M)$ which leads to recombination of the main chain carriers. The model agrees very well with the experimental results. Both CO/CO_2 and NO/NO_2 conversion are predicted well over the range of conditions investigated (see Figure S16 – Figure S18).

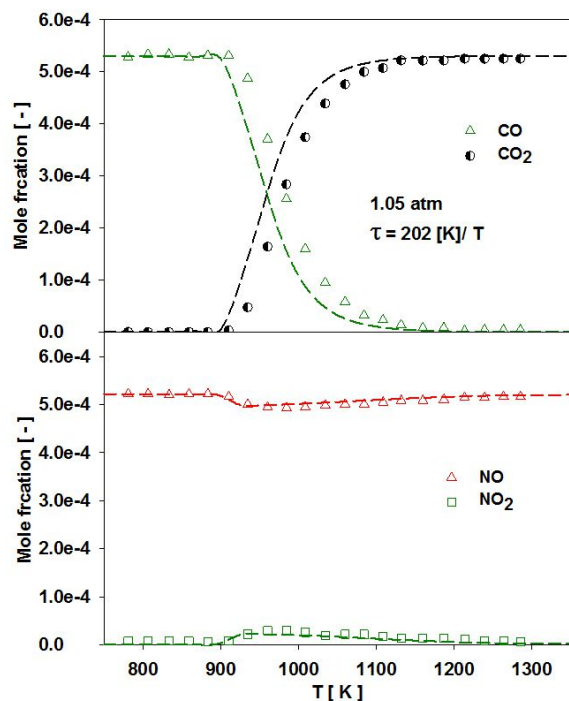


Figure 8: Speciation of $\text{CO}(530 \text{ ppm})/\text{NO}(522 \text{ ppm})/\text{O}_2(4.2\%)/\text{H}_2\text{O}(5.2 \text{ \%})/\text{N}_2$ oxidation in flow reactor at 1.05 atm, residence time, $\tau = 202 \text{ [K]/T}$. Symbols: experimental data from Glarborg et al.⁶⁴; lines: prediction with present model.

Speciation in a burner stabilized flame: Speciation predictions for premixed burner stabilized flames receive less attention in the literature than speciation predictions in reactors. However, burner stabilized flames provide important information about species formation and consumption in the reaction zone and subsequently about emission formation pathways. They are the major experimental setup used to study the formation of polycyclic aromatic hydrocarbons (PAHs) and

NO_x from carbon based fuels. For all premixed flames the diffusion of small radicals is the determining process for the flame structure. The concentration of the radical pool species O, H and OH during the oxidation of the fuels are the most important species controlling the reactivity of the system. Therefore we give in this study special attention to the speciation predictions for burner stabilized flames.

Figure 9 shows the measured species profiles in a low pressure, fuel rich ($\phi=1.91$) H₂/O₂/NH₃/Ar premixed flame studied by Vandooren⁹⁵ in comparison to model predictions. Calculations were performed, using the temperature profile from⁹⁵ (dash lines), and by solving the energy conservation equation (lines). It can be seen that the overall model prediction is in good agreement with the measurements. The proposed kinetic scheme well predicts the intermediates species and the radical pool in the flame. The calculated temperature profile results in a better agreement of the predicted species concentrations. This is also seen for close to equilibrium conditions at larger heights above the burner. As the equilibrium conditions are independent on the kinetic mechanism this indicates that the calculated temperature is accurate. Further simulations of burner stabilized flames are available in the supporting information (Figure S19 – Figure S25).

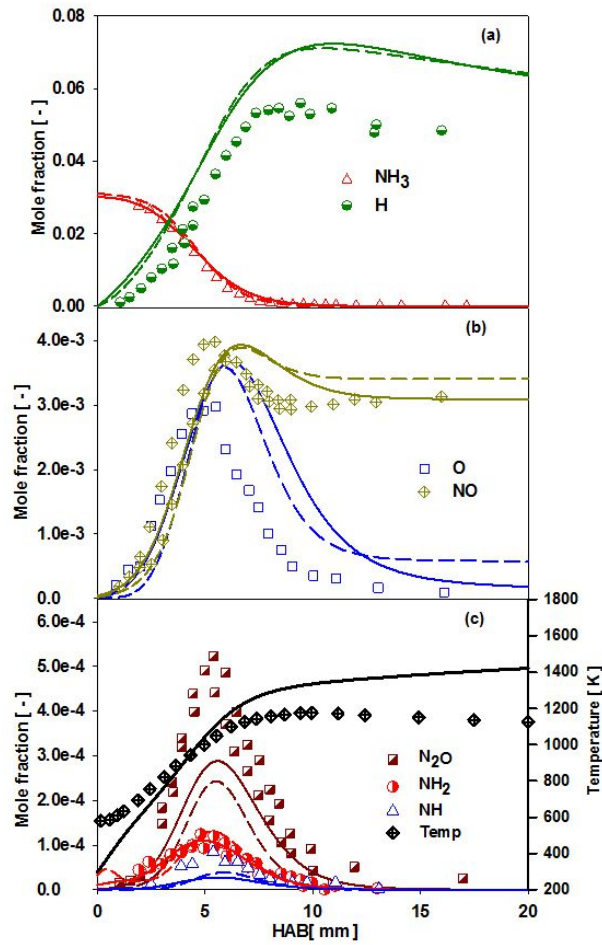


Figure 9: Speciation comparison between experimental data and model predictions for a fuel rich $\text{H}_2/\text{O}_2/\text{NH}_3/\text{Ar}$ ($\phi=1.91$) premixed burner stabilized flame at 4.7 kPa. Symbols: experimental data from ⁹⁵. Dashed lines: model predictions imposing the experimental temperature profile, solid line: model predicted temperature profile.

Figure 10 compares the experimental species profiles of a low pressure (6.66 kPa), stoichiometric ($\phi = 1.0$) $\text{CO}/\text{N}_2\text{O}$ flame studied by Dindi et al. ⁷⁴ against the model predictions from this work. The simulations were performed imposing the experimental temperature profile as provided by ⁷⁴ in their study. As we can see in Figure 10 the species consumption and formation profile is well predicted by the model. It can be noted that the model is also capable to address the kinetics

between NO_x and CO species. Further comparison between experimental data and model predictions for fuel rich conditions of the CO/ N_2O flame can be seen in Figure S24 and Figure S25.

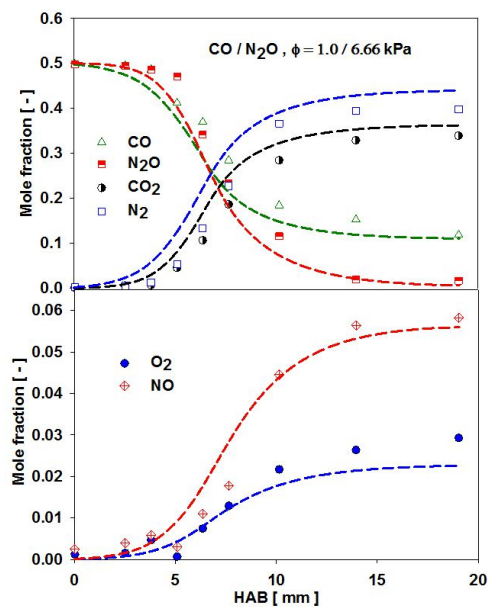


Figure 10: Speciation comparison between experimental data and model predictions for a $\phi=1.0$ premixed burner stabilized CO (0.5)/ N_2O (0.5) flame at 6.66 kPa. Symbols: experimental data from ⁷⁴. Dashed lines: model predictions imposing the experimental temperature profile.

Reaction path analysis in a burner stabilized flame

Figure 11 shows the reaction pathway analysis based on the nitrogen atom for the laminar premixed burner stabilized flames in Figures 9 and 10. In analyzing the $\text{H}_2(35.4\%)/\text{O}_2/\text{NH}_3(2.9\%)/\text{Ar}$ rich flame studied by the Vandooren ⁹⁵ (see Figure 9) with imposing the experimental temperature profile we observe that almost all of the NH_3 is decomposed to form the amidogen (NH_2) radical reacting with H, OH and O radicals. Among these three radicals, the

H atom reacting with NH_3 is the main reaction forming NH_2 while least is contributed by O atoms. Furthermore, the NH_2 radical reacts with H to form the imidogen (NH) radical. The NH radical consumes almost 67 % of NH_2 and almost 27 % of NH_2 is consumed via the reaction $\text{NH}_2 + \text{O} \rightleftharpoons \text{HNO} + \text{H}$ forming the nitroxyl (HNO) radical. Imidogen radicals are further decomposed forming N atoms via the reaction $\text{NH} + \text{H} \rightleftharpoons \text{N} + \text{H}_2$ and 25 % of these N radicals react with OH and O_2 to form NO while the remaining 75% of N atoms contribute for the formation of N_2 by reacting with NO. The HNO radical, which was initially produced, directly contributes to NO formation by reacting with H atoms *via* the reaction $\text{HNO} + \text{H} \rightleftharpoons \text{NO} + \text{H}_2$.

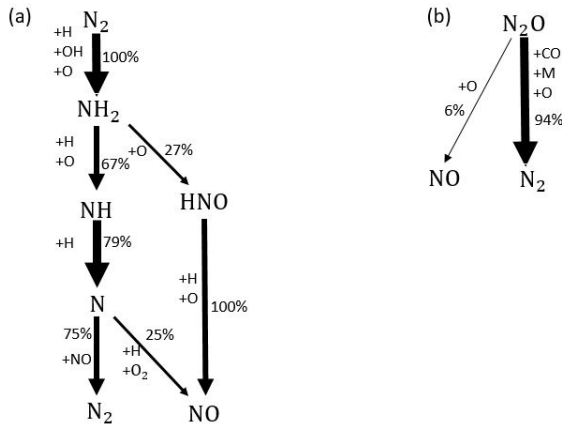


Figure 11: Flow analysis (a) NH_3 decomposition and the NO formation pathway in the fuel rich flame ($\phi=1.91$) shown in Figure 9; (b) N_2O consumption and NO formation in the CO/ N_2O flame shown in Figure 10. The numbers in the flow diagram indicate the percentage flow based on the N atom.

For the stoichiometric CO/ N_2O flame as shown in Figure 10 the most important reactions are $\text{CO} + \text{N}_2\text{O} \rightleftharpoons \text{CO}_2 + \text{N}_2$, $\text{N}_2\text{O} (+\text{M}) \rightleftharpoons \text{N}_2 + \text{O}$, $\text{N}_2\text{O} + \text{O} \rightleftharpoons \text{N}_2 + \text{O}_2$ and $\text{N}_2\text{O} + \text{O} \rightleftharpoons \text{NO} + \text{NO}$. Almost all the CO is consumed *via* the reaction $\text{CO} + \text{N}_2\text{O} \rightleftharpoons \text{CO}_2 + \text{N}_2$. Most of the N_2O (94%) is consumed to form

N_2 via the first three reactions among which the first reaction ($CO+N_2O\rightleftharpoons CO_2+N_2$) contributes most while $N_2O+O\rightleftharpoons NO+NO$ contributes least. The last two reactions ($N_2O+O\rightleftharpoons N_2+O_2$ and $N_2O+O\rightleftharpoons NO+NO$) control the formation of O_2 and NO .

3.2 Brief discussion of C_1/NO_x model

Figure 12 follows up the discussion in our recent publication Goos et al.²⁴. The figure shows that the current model agrees with the accurate predictions of our former publication²⁴. Changes in the base chemistry, and the addition of species in the H/N/O system do not change former conclusions. The thermodata for NCN are highly sensitive on the predicted NO emissions, and we recommend the use of $\Delta_f H_{298}^0 = 457.7 \text{ kJ/mol}$ ²⁴ for NCN.

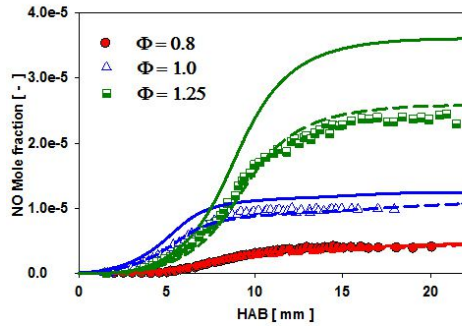


Figure 12: Comparison between experimental NO profiles and model predictions in a $CH_4/O_2/N_2$ premixed flame at 5.3 kPa and different equivalence ratios. Symbols: experiments from Lamoureux et al.¹⁶; dashed lines: this model with NCN heat of formation, $\Delta_f H_{298}^0 = 457.7 \text{ kJ/mol}$ from Goos et al.²⁴; solid lines: this model with NCN heat of formation $\Delta_f H_{298}^0 = 444.1 \text{ kJ/mol}$ suggested by Lamoureux et al.¹⁶.

4. Effect of Nitrogenated Species Thermochemistry on model predictions

Very recently, Glarborg et al.¹⁰¹ investigated the nitrogen chemistry and reevaluated the thermodynamics properties of nitrogenated species and some hydrocarbon radicals using the Active Thermochemical Tables (ATcT) approach^{102,103}. Klippenstein et al.¹⁰⁴ studied the prompt NO formation in burner stabilized methane premixed flame and used thermodata of Glarborg et al.¹⁰¹. To study the effect of nitrogenated species thermochemistry on our model we replaced the complete nitrogenated species thermochemistry with the data from Glarborg et al.¹⁰¹ and performed simulations for some of the key experiments used for the model development.

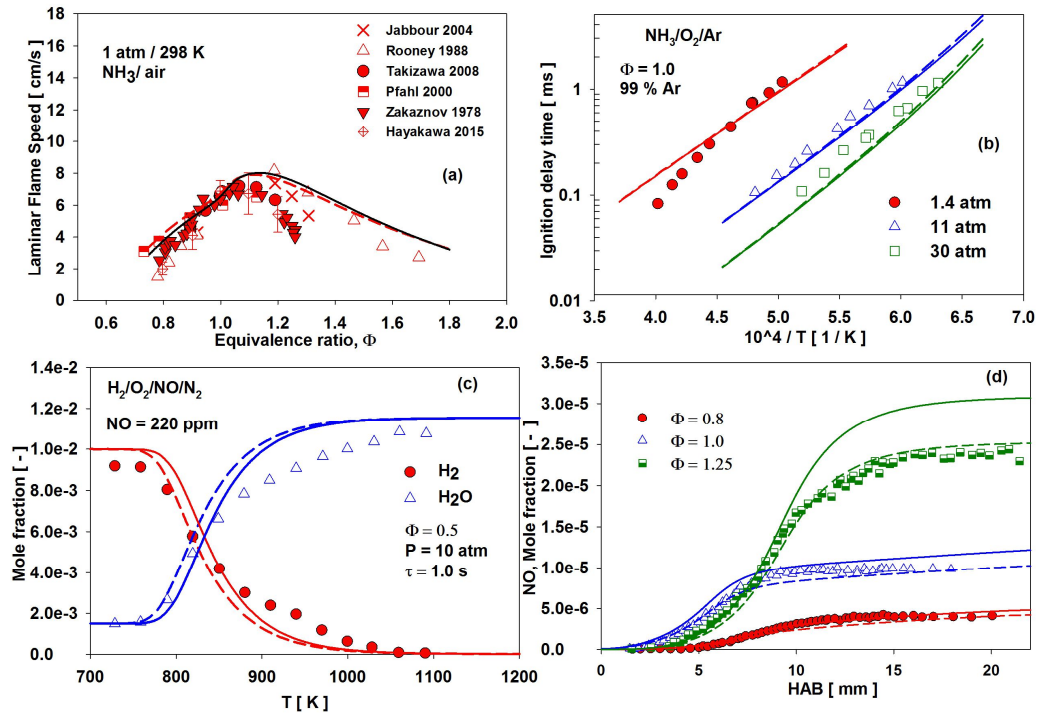


Figure 13: Laminar flame speed of NH_3/air blends at 1 atm and 298 K, (a) (experiments same as in figure 1); Ignition delay time of $\text{NH}_3/\text{O}_2/\text{Ar}$ at $\Phi = 1.0$ in shock tube, (b) (experiments same as in figure 2); Speciation in jet stirred reactor for $\text{H}_2/\text{O}_2/\text{NO}/\text{N}_2$, (c) (experiments same as in figure

5); Speciation in CH₄/O₂/N₂ premixed burner stabilized flame, (d) (experiments same as in figure 12). Dashed lines: predictions of this model, solid lines: model prediction using the nitrogenated species thermochemistry from Glarborg et al.¹⁰¹.

Only a small difference in predicted laminar flame speeds at 1 atm and 298 K (Figure 13(a)) on the lean side was observed. The impact on predicted ignition delay times is negligible (Figure 13 (b)). In Figure 13 (c) using the thermochemistry suggested by Glarborg et al. decreases the reactivity at low temperatures and increases the onset temperature of H₂ consumption by 10 K . We found that this shift in reactivity is particularly due to the 1.9 kJ/mol lower heat of formation at 298 K of the HONO molecule.

The only significant impact we notice using the complete nitrogenated species thermochemistry from Glarborg et al.¹⁰¹ is for prompt NO prediction in a rich, low-pressure CH₄/O₂/N₂ premixed burner stabilized flame (Figure 13 (d)). This impact on NO prediction was expected due the different NCN thermochemistry with $\Delta_f H_{298}^0 = 450.80$ kJ/mol used by Glarborg et al.¹⁰¹ compared to one adopted in our model ($\Delta_f H_{298}^0 = 457.7$ kJ/mol). The sensitivity of NCN thermochemistry on prompt NO prediction has been discussed by many authors^{16,24,100,105–107} and is also discussed by Glarborg et al.¹⁰¹.

5. Conclusions

Ammonia has gained growing attention as an alternative fuel or fuel compound, which can be produced from alternative energy sources. As the fuel is carbon free it has zero-CO₂ emissions and

is therefore an alternative to hydrogen as fuel. The advantage of NH_3 is its long term storage capability.

In this paper we present a reaction mechanism for the oxidation of ammonia, considering reaction pathways to NO formation and NO reduction. We selected a number of experiments from the literature that demonstrate important features of the $\text{NH}_3/\text{NO}/\text{H}_2/\text{CO}$ chemistry. It is possible to cover all these features with the here derived, broadly validated reaction mechanism. Special emphasis is made on gas conditions, which allow the NO_x kinetics to either accelerate or decelerate the oxidation of H_2 . It is finally demonstrated that the mechanism can be combined with hydrocarbon kinetics to predict NO formation in hydrocarbon flames.

Supporting Information

Kinetic mechanism, thermochemistry and transport properties of the species used in the mechanism, brief description and convergence criteria of the numerical model used for simulation, additional mechanism validation plots for mixtures listed in Table 2 and rate constant comparison plots for H_2/CO mechanism.

References

- (1) Westbrook, C. K.; Dryer, F. L. Chemical Kinetic Modeling of Hydrocarbon Combustion. *Prog. Energy Combust. Sci.* **1984**, *10*, 1–57.
- (2) Salimian, S.; Hanson, R. K.; Kruger, C. H. Ammonia Oxidation in Shock-Heated NH_3 - N_2O -Ar Mixtures. *Combust. Flame* **1984**, *56* (1), 83–95.

- (3) Miller, J. a.; Glarborg, P. Modeling the Thermal De-NO_x Process: Closing in on a Final Solution. *Int.J.Chem.Kin.* **1999**, *31* (11), 757–765.
- (4) Miller, J. A.; Pilling, M. J.; Troe, J. Unravelling Combustion Mechanisms through a Quantitative Understanding of Elementary Reactions. *Proc. Combust. Inst.* **2005**, *30* (1), 43–88.
- (5) Schmidt, C. C.; Bowman, C. T. Flow Reactor Study of the Effect of Pressure on the Thermal De-NO_x Process. *Combust. Flame* **2001**, *127* (1–2), 1958–1970.
- (6) Lan, R.; Irvine, J. T. S.; Tao, S. Ammonia and Related Chemicals as Potential Indirect Hydrogen Storage Materials. *Int. J. Hydrogen Energy* **2012**, *37* (2), 1482–1494.
- (7) Wang, W.; Herreros, J. M.; Tsolakis, A.; York, A. P. E. Ammonia as Hydrogen Carrier for Transportation; Investigation of the Ammonia Exhaust Gas Fuel Reforming. *Int. J. Hydrogen Energy* **2013**, *38* (23), 9907–9917.
- (8) Zamfirescu, C.; Dincer, I. Ammonia as a Green Fuel and Hydrogen Source for Vehicular Applications. *Fuel Process. Technol.* **2009**, *90* (5), 729–737.
- (9) Mørch, C. S.; Bjerre, A.; Gøttrup, M. P.; Sorenson, S. C.; Schramm, J. Ammonia/Hydrogen Mixtures in an SI-Engine: Engine Performance and Analysis of a

- Proposed Fuel System. *Fuel* **2011**, *90* (2), 854–864.
- (10) Reiter, A. J.; Kong, S. C. Combustion and Emissions Characteristics of Compression-Ignition Engine Using Dual Ammonia-Diesel Fuel. *Fuel* **2011**, *90* (1), 87–97.
- (11) <https://nh3fuelassociation.org/>.
- (12) Allen, M. T.; Yetter, R. A.; Dryer, F. L. High Pressure Studies of Moist Carbon Monoxide / Nitrous Oxide Kinetics. *Combust. Flame* **1997**, *109* (3), 449–470.
- (13) Lindstedt, R. P.; Lockwood, F. C.; Selim, M. A. Detailed Kinetic Modelling of Chemistry and Temperature Effects on Ammonia Oxidation. *Combust. Sci. Technol.* **1994**, *99* (4–6), 253–276.
- (14) Duynslaegher, C.; Contino, F.; Vandooren, J.; Jeanmart, H. Modeling of Ammonia Combustion at Low Pressure. *Combust. Flame* **2012**, *159* (9), 2799–2805.
- (15) Tian, Z.; Li, Y.; Zhang, L.; Glarborg, P.; Qi, F. An Experimental and Kinetic Modeling Study of Premixed NH₃/CH₄/O₂/Ar Flames at Low Pressure. *Combust. Flame* **2009**, *156* (7), 1413–1426.
- (16) Lamoureux, N.; Merhubi, H. El; Pillier, L.; de Persis, S.; Desgroux, P. Modeling of NO Formation in Low Pressure Premixed Flames. *Combust. Flame* **2016**, *163*, 557–575.

- (17) Mathieu, O.; Petersen, E. L. Experimental and Modeling Study on the High-Temperature Oxidation of Ammonia and Related NO_x Chemistry. *Combust. Flame* **2015**, *162* (3), 554–570.
- (18) Hayakawa, A.; Goto, T.; Mimoto, R.; Arakawa, Y.; Kudo, T.; Kobayashi, H. Laminar Burning Velocity and Markstein Length of Ammonia/Air Premixed Flames at Various Pressures. *Fuel* **2015**, *159*, 98–106.
- (19) Xiao, H.; Valera-Medina, A. Chemical Kinetic Mechanism Study on Premixed Combustion of Ammonia/Hydrogen Fuels for Gas Turbine Use. *J. Eng. Gas Turbines Power* **2017**, *139* (8), 081504.
- (20) Li, J.; Huang, H.; Kobayashi, N.; He, Z.; Nagai, Y. Study on Using Hydrogen and Ammonia as Fuels: Combustion Characteristics and NO_x Formation. *Int. J. ENERGY Res.* **2014**, *38*, 1214–1223.
- (21) Zhang, Y.; Mathieu, O.; Petersen, E. L.; Bourque, G.; Curran, H. J. Assessing the Predictions of a NO_x Kinetic Mechanism on Recent Hydrogen and Syngas Experimental Data. *Combust. Flame* **2017**, *182*, 122–141.
- (22) Hoyermann, K.; Mauss, F.; Zeuch, T. A Detailed Chemical Reaction Mechanism for the Oxidation of Hydrocarbons and Its Application to the Analysis of Benzene

- Formation in Fuel-Rich Premixed Laminar Acetylene and Propene Flames. *Phys. Chem. Chem. Phys.* **2004**, *6* (14), 3824–3835.
- (23) Ahmed, S. S.; Mau; Moreac, G.; Zeuch, T. A Comprehensive and Compact N-Heptane Oxidation Model Derived Using Chemical Lumping. *Phys. Chem. Chem. Phys.* **2007**, *9* (9), 1107–1126.
- (24) Goos, E.; Sickfeld, C.; Mauss, F.; Seidel, L.; Ruscic, B.; Burcat, A.; Zeuch, T. Prompt NO Formation in Flames: The Influence of NCN Thermochemistry. *Proc. Combust. Inst.* **2013**, *34* (1), 657–666.
- (25) Seidel, L.; Moshhammer, K.; Wang, X.; Zeuch, T.; Kohse-Höinghaus, K.; Mauss, F. Comprehensive Kinetic Modeling and Experimental Study of a Fuel-Rich, Premixed *n*-Heptane Flame. *Combust. Flame* **2015**, *162* (5), 2045–2058.
- (26) Hoyer mann, K.; Mauß, F.; Olzmann, M.; Welz, O.; Zeuch, T. Exploring the Chemical Kinetics of Partially Oxidized Intermediates by Combining Experiments, Theory, and Kinetic Modeling. *Phys. Chem. Chem. Phys.* **2017**, *19* (28), 18128–18146.
- (27) Moshhammer, K.; Seidel, L.; Wang, Y.; Selim, H.; Sarathy, S. M.; Mauss, F.; Hansen, N. Aromatic Ring Formation in Opposed-Flow Diffusive 1,3-Butadiene Flames. *Proc. Combust. Inst.* **2015**, *000*, 1–9.

- (28) Westbrook, C.; Mehl, M.; Pitz, W. J.; Kukkadapu, G.; Wagnon, S. W.; Zhang, K. Multi-Fuel Surrogate Chemical Kinetic Mechanisms for Real World Applications. *Phys. Chem. Chem. Phys.* **2018**, *20*, 10588–10600.
- (29) Baulch, D. L.; Bowman, C. T.; Cobos, C. J.; Cox, R. A.; Just, T.; Kerr, J. A.; Pilling, M. J.; Stocker, D.; Troe, J.; Walker, R. W.; et al. Evaluated Kinetic Data for Combustion Modeling : Supplement II Evaluated Kinetic Data for Combustion Modeling : Supplement II. *J. Phys. Chem. Ref. Data* **2005**, *34*, 757–1397.
- (30) Hong, Z.; Cook, R. D.; Davidson, D. F.; Hanson, R. K.; January, R. V.; Re, V.; Recci, M.; April, V. A Shock Tube Study of $\text{OH} + \text{H}_2\text{O}_2 = \text{H}_2\text{O} + \text{HO}_2$ and $\text{H}_2\text{O}_2 + \text{M} = 2\text{OH} + \text{M}$ Using Laser Absorption of H_2O and OH . *J. Phys. Chem. A* **2010**, *114*, 5718–5727.
- (31) Hong, Z.; Lam, K.; Sur, R.; Wang, S.; Davidson, D. F.; Hanson, R. K. On the Rate Constants of $\text{OH} + \text{HO}_2$ and $\text{HO}_2 + \text{HO}_2$: A Comprehensive Study of H_2O_2 Thermal Decomposition Using Multi-Species Laser Absorption. *Proc. Combust. Inst.* **2013**, *34* (1), 565–571.
- (32) Troe, J. The Thermal Dissociation/Recombination Reaction of Hydrogen Peroxide $\text{H}_2\text{O}_2(+\text{M})=2\text{OH}(+\text{M})$ III.. Analysis and Representation of the Temperature and Pressure Dependence over Wide Ranges. *Combust. Flame* **2011**, *158* (4), 594–601.

- (33) Varga, T.; Olm, C.; Nagy, T.; Zsély, I. G.; Valkó, É.; Pálvölgyi, R.; Curran, H. J.; Turányi, T. Development of a Joint Hydrogen and Syngas Combustion Mechanism Based on an Optimization Approach. *Int. J. Chem. Kinet.* **2016**, *48* (8), 407–422.
- (34) Li, J.; Zhao, Z.; Kazakov, A.; Dryer, F. L. An Updated Comprehensive Kinetic Model of Hydrogen Combustion. *Int. J. Chem. Kinet.* **2004**, *36*, 566–575.
- (35) Sun, H.; Yang, S. I.; Jomaas, G.; Law, C. K. High-Pressure Laminar Flame Speeds and Kinetic Modeling of Carbon Monoxide/Hydrogen Combustion. *Proc. Combust. Inst.* **2007**, *31*, 439–446.
- (36) Conaire, M. O.; Curran, H. J.; Simmie, J. M.; Pitz, W. J.; Westbrook, C. K. A Comprehensive Modeling Study of Hydrogen Oxidation. *Int. J. Chem. Kinet.* **2004**, *36*, 603–622.
- (37) Hong, Z.; Davidson, D. F.; Hanson, R. K. An Improved H₂ / O₂ Mechanism Based on Recent Shock Tube / Laser Absorption Measurements. *Combust. Flame* **2011**, *158* (4), 633–644.
- (38) Burke, M. P.; Chaos, M.; Ju, Y.; Dryer, F. L.; Klippenstein, S. J. Comprehensive H₂/O₂ Kinetic Model for High-Pressure Combustion. *Int. J. Chem. Kinet.* **2012**, *44*, 444–474.

- (39) Kéromnès, A.; Metcalfe, W. K.; Heufer, K. A.; Donohoe, N.; Das, A. K.; Sung, C. J.; Herzler, J.; Naumann, C.; Griebel, P.; Mathieu, O.; et al. An Experimental and Detailed Chemical Kinetic Modeling Study of Hydrogen and Syngas Mixture Oxidation at Elevated Pressures. *Combust. Flame* **2013**, *160* (6), 995–1011.
- (40) Konnov, A. A. Remaining Uncertainties in the Kinetic Mechanism of Hydrogen Combustion. *Combust. Flame* **2008**, *152*, 507–528.
- (41) Alekseev, V. A.; Christensen, M.; Konnov, A. A. The Effect of Temperature on the Adiabatic Burning Velocities of Diluted Hydrogen Flames : A Kinetic Study Using an Updated Mechanism. *Combust. Flame* **2015**, *162* (5), 1884–1898.
- (42) Davis, S. G.; Joshi, A. V; Wang, H.; Egolfopoulos, F. An Optimized Kinetic Model of H₂ / CO Combustion. *Proc. Combust. Inst.* **2005**, *30*, 1283–1292.
- (43) Saxena, P.; Williams, F. A. Testing a Small Detailed Chemical-Kinetic Mechanism for the Combustion of Hydrogen and Carbon Monoxide. *Combust. Flame* **2006**, *145*, 316–323.
- (44) <http://www.tdtvt.de/Download/download.php>.
- (45) Allen, M. T.; Yetter, R. A.; Dryer, F. L. Hydrogen / Nitrous Oxide Kinetics-Implications

- of the N_xH_y Species. *Combust. Flame* **1998**, *112*, 302–311.
- (46) Griffiths, J. F.; Barnard, A. *Flame and Combustion*, Third edit.; Black Academic and professional, 1995; Vol. 3.
- (47) Coppens, F. H. V.; De Ruyck, J.; Konnov, A. A. The Effects of Composition on Burning Velocity and Nitric Oxide Formation in Laminar Premixed Flames of $CH_4 + H_2 + O_2 + N_2$. *Combust. Flame* **2007**, *149* (4), 409–417.
- (48) Klaus, P. Entwicklung Eines Detaillierten Reaktionsmechanismus Zur Modellierung Der Bildung von Stickoxiden in Flammenfronten, PhD thesis, Ruprecht-Karls-Universität Heidelberg, Heidelberg, Germany, 1997.
- (49) Klippenstein, S. J.; Harding, L. B.; Glarborg, P.; Miller, J. A. The Role of NNH in NO Formation and Control. *Combust. Flame* **2011**, *158* (4), 774–789.
- (50) Park, J.; Lin, M. C. A Mass Spectrometric Study of the $NH_2 + NO_2$ Reaction. *J. Phys. Chem. A* **1997**, *101* (14), 2643–2647.
- (51) Skreiberg, Ø.; Kilpinen, P.; Glarborg, P. Ammonia Chemistry below 1400 K under Fuel-Rich Conditions in a Flow Reactor. *Combust. Flame* **2004**, *136* (4), 501–518.
- (52) Klippenstein, S. J.; Harding, L. B.; Ruscic, B.; Sivaramakrishnan, R.; Srinivasan, N. K.;

- Su, M.; Michael, J. V. Thermal Decomposition of NH_2OH and Subsequent Reactions :
Ab Initio Transition State Theory and Reflected Shock Tube Experiments. *J. Phys. Chem. A* **2009**, *113* (8), 10241–10259.
- (53) Rasmussen, C. L.; Hansen, Jø.; Marshall, P.; Glarborg, P. Experimental Measurements and Kinetic Modeling of $\text{CO}/\text{H}_2/\text{O}_2/\text{NO}_x$ Conversion at High Pressure. *Int. J. Chem. Kinet.* **2008**, *40*, 454–480.
- (54) Rohrig, M.; Petersen, E. L.; Davidson, D. F.; Hanson, R. K. The Pressure Dependence of the Thermal Decomposition of N_2O . *Int. J. Chem. Kinet.* **1996**, *28* (8), 599–608.
- (55) Powell, O. A.; Papas, P.; Dreyer, C. B. Hydrogen- and C_1 - C_3 Hydrocarbon-Nitrous Oxide Kinetics in Freely Propagating and Burner-Stabilized Flames, Shock Tubes, and Flow Reactors. *Combust. Sci. Technol.* **2010**, *182* (3), 252–283.
- (56) Hidaka, Y.; Takuma, H.; Suga, M. Shock-Tube Study of the Rate Constant for Excited $\text{OH}^*(X^+)$ Formation in the N_2O - H_2 Reaction. *J. Phys. Chem.* **1985**, *89* (23).
- (57) Zeldovich, J. The Oxidation of Nitrogen in Combustion and Explosions. *Acta Physicochim. URSS* **1946**, *21* (4), 218.
- (58) Glarborg, P.; Alzueta, M. U.; Dam-Johansen, K.; Miller, J. A. Kinetic Modeling of

- Hydrocarbon/Nitric Oxide Interactions in a Flow Reactor. *Combust. Flame* **1998**, *115* (1–2), 1–27.
- (59) Glarborg, P.; Kristensen, P. G.; Dam-Johansen, K.; Alzueta, M. U.; Millera, A.; Bilbao, R. Nitric Oxide Reduction by Non-Hydrocarbon Fuels. Implications for Reburning with Gasification Gases. *Energy and Fuels* **2000**, *14* (4), 828–838.
- (60) Mendiara, T.; Glarborg, P. Ammonia Chemistry in Oxy-Fuel Combustion of Methane. *Combust. Flame* **2009**, *156* (10), 1937–1949.
- (61) Mueller, M. A.; Yetter, R. A.; Dryer, F. L. Flow Reactor Studies and Kinetic Modeling of the H₂ /O₂ /NO_x and CO/H₂O/O₂ /NO_x Reactions. *Int. J. Chem. Kinet.* **1999**, *31* (2), 705–724.
- (62) Dayma, G.; Dagaut, P. Effects of Air Contamination on the Combustion of Hydrogen-Effect of NO and NO₂ Addition on Hydrogen Ignition and Oxidation Kinetics. *Combust. Sci. Technol.* **2006**, *178* (10–11), 1999–2024.
- (63) Mathieu, O.; Levacque, A.; Petersen, E. L. Effects of NO₂ Addition on Hydrogen Ignition behind Reflected Shock Waves. *Proc. Combust. Inst.* **2013**, *34* (1), 633–640.
- (64) Glarborg, P.; Kubel, D.; Kristensen, P. G.; Hansen, J.; Dam-Johansen, K. Interactions

- of CO, NO_x and H₂O Under Post-Flame Conditions. *Combust. Sci. Technol.* **1995**, *110–111* (1), 461–485.
- (65) Bemand, P. P.; Clyne, M. A. A.; Watson, R. T. Atomic Resonance Fluorescence and Mass Spectrometry for Measurements of the Rate Constants for Elementary Reactions: O(3P) + NO₂ → NO + O₂ and NO + O₃ → NO₂ + O₂. *J. Chem. Soc., Faraday Trans. 2* **1974**, *70* (02), 564–576.
- (66) Estupiñán, E. G.; Nicovich, J. M.; Wine, P. H. A Temperature-Dependent Kinetics Study of the Important Stratospheric Reaction O(3P) + NO₂ → O₂ + NO. *J. Phys. Chem. A* **2001**, *105* (42), 9697–9703.
- (67) Avallone, L. M. Measurements of the Temperature-Dependent Rate Coefficient for the Reaction O(3P) + NO₂ → NO + O₂. *J. Photochem. Photobiol. A Chem.* **2003**, *157* (2–3), 231–236.
- (68) Shiekh, B. A.; Kaur, D.; Seth, B.; Mahajan, S. The Theoretical-Cum-Statistical Approach for the Investigation of Reaction NO₂ + O(3P) → NO + O₂ using SCTST and a Full Anharmonic VPT2 Model. *Chem. Phys. Lett.* **2016**, *662*, 244–249.
- (69) Glarborg, P.; Alzueta, M. U.; Kjærsgaard, K.; Dam-Johansen, K. Oxidation of Formaldehyde and Its Interaction with Nitric Oxide in a Flow Reactor. *Combust. Flame*

2003, *132* (4), 629–638.

- (70) Glarborg, P.; Dam-Johansen, K.; Miller, J. A.; Kee, R. J.; Coltrin, M. E. Modeling the Thermal DeNO_x Process in Flow Reactors. Surface Effects and Nitrous-Oxide Formation. *Int. J. Chem. Kinet.* **1994**, *26* (4), 421–436.
- (71) Kopp, M.; Brower, M.; Mathieu, O.; Petersen, E.; Güthe, F. CO₂* Chemiluminescence Study at Low and Elevated Pressures. *Appl. Phys. B Lasers Opt.* **2012**, *107* (3), 529–538.
- (72) Powell, O. A.; Papas, P.; Dreyer, C. Laminar Burning Velocities for Hydrogen-, Methane-, Acetylene-, and Propane-Nitrous Oxide Flames. *Combust. Sci. Technol.* **2009**, *181* (7), 917–936.
- (73) Sausa, R. C.; Singh, G.; Lemire, G. W.; Anderson, W. R. Molecular Beam Mass Spectrometric and Modeling Studies of Neat and NH₃ -Doped Low-Pressure H₂/N₂O/Ar Flames : Formation and Consumption of NO. *Twenty-Sixth Symp. Combust.* **1996**, 1043–1052.
- (74) Dindi, H.; Tsai, H. M.; Branch, M. C. Combustion Mechanism of Carbon Monoxidenitrous Oxide Flames. *Combust. Flame* **1991**, *87* (1), 13–20.

- (75) Mebel, A. M.; Lin, M. C.; Morokuma, K.; Melius, C. F. Theoretical Study of Reactions of N₂O with NO and OH Radicals. *Intern. J. Chem. Kinet.* **1996**, *28*, 693–703.
- (76) Mével, R.; Lafosse, F.; Catoire, L.; Chaumeix, N.; Dupré, G.; Paillard, C. E. Induction Delay Times and Detonation Cell Size Prediction of Hydrogen-Nitrous Oxide-Diluent Mixtures. *Combust. Sci. Technol.* **2008**, *180* (10–11), 1858–1875.
- (77) Mathieu, O.; Levacque, A.; Petersen, E. L. Effects of N₂O Addition on the Ignition of H₂-O₂ Mixtures: Experimental and Detailed Kinetic Modeling Study. *Int. J. Hydrogen Energy* **2012**, *37* (20), 15393–15405.
- (78) Zhang, K.; Li, Y.; Yuan, T.; Cai, J.; Glarborg, P.; Qi, F. An Experimental and Kinetic Modeling Study of Premixed Nitromethane Flames at Low Pressure. *Proc. Combust. Inst.* **2011**, *33* (1), 407–414.
- (79) Mével, R.; Javoy, S.; Lafosse, F.; Chaumeix, N.; Dupré, G.; Paillard, C. E. Hydrogen-Nitrous Oxide Delay Times: Shock Tube Experimental Study and Kinetic Modelling. *Proc. Combust. Inst.* **2009**, *32* I, 359–366.
- (80) Hasegawa, T.; Sato, M. Study of Ammonia Removal from Coal-Gasified Fuel. *Combust. Flame* **1998**, *114* (1–2), 246–258.

- (81) Glarborg, P.; Dam-Johansen, K.; Miller, J. A. The Reaction of Ammonia with Nitrogen Dioxide in a Flow Reactor: Implications for the $\text{NH}_2 + \text{NO}_2$ reaction. *Int. J. Chem. Kinet.* **1995**, 27 (12), 1207–1220.
- (82) Mebel, A. M.; Diau, E. W. G.; Lin, M. C.; Morokuma, K. Theoretical Rate Constants for the $\text{NH}_3 + \text{NO}_x \rightarrow \text{NH}_2 + \text{HNO}_x$ ($x = 1, 2$) Reactions by Ab Initio MO/VTST Calculations. *J. Phys. Chem.* **1996**, 100 (18), 7517–7525.
- (83) Kasuya, F.; Glarborg, P.; Johnsson, J. and; Dam-johansen, K. and. The Thermal Denox Process: Influence of Partial Pressures and Temperature. *Chem. Eng. Sci.* **1995**, 50 (9), 1455–1466.
- (84) Song, S.; Golden, D. M.; Hanson, R. K.; Bowman, C. T. A Shock Tube Study of the $\text{NH}_2 + \text{NO}_2$ Reaction. *Proc. Combust. Inst.* **2002**, 29 (2), 2163–2170.
- (85) Goos, E.; Burcat, A.; Ruscic, B. *Third Millennium Ideal Gas and Condensed Phase Thermochemical Database for Combustion with Updates from Active Thermochemical Tables*; 2005; Vol. ANL-05/20.
- (86) <http://logesoft.com/loges-softwares/>.
- (87) Zakaznov, V. F.; Kursheva, L. A.; Fedina, Z. I. Determination of Normal Flame Velocity

- and Critical Diameter of Flame Extinction in Ammonia-Air Mixture. *Combust. Explos. Shock Waves* **1978**, *14* (6), 710–713.
- (88) Pfahl, U. J.; Ross, M. C.; Shepherd, J. E.; Pasamehmetoglu, K. O.; Unal, C. Flammability Limits, Ignition Energy, and Flame Speeds in H₂-CH₄-NH₃- N₂O-O₂-N₂ Mixtures. *Combust. Flame* **2000**, *123* (1–2), 140–158.
- (89) Ronney, P. D. Effect of Chemistry and Transport Properties on Near-Limit Flames at Microgravity. *Combust. Sci. Technol.* **1988**, *59* (1–3), 123–141.
- (90) T, J.; DF, C. Burning Velocity and Refrigerant Flammability Classification. *ASHRAE Trans.* **2004**, *110*, 522–533.
- (91) Takizawa, K.; Takahashi, A.; Tokuhashi, K.; Kondo, S.; Sekiya, A. Burning Velocity Measurements of Nitrogen-Containing Compounds. *J. Hazard. Mater.* **2008**, *155* (1–2), 144–152.
- (92) Lee, J. H.; Lee, S. I.; Kwon, O. C. Effects of Ammonia Substitution on Hydrogen/Air Flame Propagation and Emissions. *Int. J. Hydrogen Energy* **2010**, *35* (20), 11332–11341.
- (93) Checkel, M. D.; Ting, D. S. K.; Bushe, W. K. Flammability Limits and Burning

- Velocities of Ammonia/Nitric Oxide Mixtures. *J. Loss Prev. Process Ind.* **1995**, *8* (4), 215–220.
- (94) Dagaut, P.; Lecomte, F.; Mieritz, J.; Glarborg, P. Experimental and Kinetic Modeling Study of the Effect of NO and SO₂ on the Oxidation of CO-H₂ Mixtures. *Int. J. Chem. Kinet.* **2003**, *35* (11), 564–575.
- (95) Vandooren, J. Comparison of the Experimental Structure of an Ammonia Seeded Rich Hydrogen Oxygen Argon Flame With the Calculated Ones Along Several Reaction-Mechanisms. *Combust. Sci. Technol.* **1992**, *84* (1–6), 335–344.
- (96) Bian, J.; Vandooren, J.; Van Tiggelen, P. J. Experimental Study of the Formation of Nitrous and Nitric Oxides in H₂-O₂-Ar Flames Seeded with NO and/or NH₃. *Twenty third Symp. Combust.* **1990**, 379–386.
- (97) Vandooren, J.; Bian, J.; Van Tiggelen, P. J. Comparison of Experimental and Calculated Structures of an Ammonianitric Oxide Flame. Importance of the NH₂ + NO Reaction. *Combust. Flame* **1994**, *98* (4), 402–410.
- (98) Duynslaegher, C.; Jeanmart, H.; Vandooren, J. Flame Structure Studies of Premixed Ammonia/Hydrogen/Oxygen/Argon Flames: Experimental and Numerical Investigation. *Proc. Combust. Inst.* **2009**, *32* / (1), 1277–1284.

- (99) Nakamura, H.; Hasegawa, S.; Tezuka, T. Kinetic Modeling of Ammonia/Air Weak Flames in a Micro Flow Reactor with a Controlled Temperature Profile. *Combust. Flame* **2017**, *185*, 16–27.
- (100) Bugler, J.; Somers, K. P.; Simmie, J. M.; Güthe, F.; Curran, H. J. Modeling Nitrogen Species as Pollutants: Thermochemical Influences. *J. Phys. Chem. A* **2016**, *120* (36), 7192–7197.
- (101) Glarborg, P.; Miller, J. A.; Ruscic, B.; Klippenstein, S. J. Modeling Nitrogen Chemistry in Combustion. *Prog. Energy Combust. Sci.* **2018**, *67*, 31–68.
- (102) Ruscic, B.; Pinzon, R. E.; Morton, M. L.; Von Laszewski, G.; Bittner, S. J.; Nijssure, S. G.; Amin, K. A.; Minkoff, M.; Wagner, A. F. Introduction to Active Thermochemical Tables: Several “Key” Enthalpies of Formation Revisited. *J. Phys. Chem. A* **2004**, *108* (45), 9979–9997.
- (103) Ruscic, B.; Pinzon, R. E.; Von Laszewski, G.; Kodeboyina, D.; Burcat, A.; Leahy, D.; Montoy, D.; Wagner, A. F. Active Thermochemical Tables: Thermochemistry for the 21st Century. *J. Phys. Conf. Ser.* **2005**, *16* (1), 561–570.
- (104) Klippenstein, S. J.; Pfeifle, M.; Jasper, A. W.; Glarborg, P. Theory and Modeling of Relevance to Prompt-NO Formation at High Pressure. *Combust. Flame* **2018**, 1–15.

- (105) Harding, L. B.; Klippenstein, S. J.; Miller, J. A. Kinetics of CH + N₂ Revisited with Multireference Methods. *J. Phys. Chem. A* **2008**, *112* (3), 522–532.
- (106) Teng, W. S.; Moskaleva, L. V.; Chen, H. L.; Lin, M. C. Ab Initio Chemical Kinetics for H + NCN: Prediction of NCN Heat of Formation and Reaction Product Branching via Doublet and Quartet Surfaces. *J. Phys. Chem. A* **2013**, *117* (28), 5775–5784.
- (107) Faßheber, N.; Dammeier, J.; Friedrichs, G. Direct Measurements of the Total Rate Constant of the Reaction NCN + H and Implications for the Product Branching Ratio and the Enthalpy of Formation of NCN. *Phys. Chem. Chem. Phys.* **2014**, *16* (23), 11647–11657.